Cooper & Hunter

2025 CATALOG

LIMITED WARRANTY
7 YEARS COMPRESSOR
5 YEARS PARTS

R454B

WE ARE READY!
Watch Video

COOPER&HUNTER

With more than 25 years of experience in air conditioning and ventilation, Cooper&Hunter has grown into a leading HVAC market player. The brand is dedicated to technological innovation and consumer-driven product development, generating HVAC equipment that adheres to the highest quality standards, providing reliable, energy-efficient, and cost-effective air conditioning solutions.

While products under the Cooper&Hunter brand are distributed in more than 55 countries worldwide, the brand's growth within the US market has been rapid. Cooper&Hunter stands out from big-name brands by providing quality support to customers and technicians alike, with their in-house technical support team offering troubleshooting and warranty support Monday through Friday from 9am to 5pm in 5 different languages (including English, Spanish, Mandarin, Russian, and Ukrainian).

© 03.2025 All rights reserved.

COOPER&HUNTER SPONSORSHIPS

Cooper&Hunter is proud to sponsor the New York Yankees, NASCAR, Florida Panthers, and Miami Zoo because these partnerships reflect our commitment to excellence, innovation, and community engagement. The New York Yankees represent a storied legacy of success and ambition, while NASCAR embodies the thrill of speed and precision engineering—both values we share. Supporting the Florida Panthers aligns with our dedication to teamwork and perseverance, and our partnership with the Miami Zoo highlights our commitment to environmental sustainability and education. Together, these sponsorships allow us to connect with diverse audiences, celebrate shared values, and foster a sense of community across different arenas.



Florida Panthers Celebrate Victory!

Once again, Cooper&Hunter has re-newed our Sponsorship Agreement with the Florida Panthers. Just Recently, after a 30-year journey, the Panthers finally etched their name in hockey history, avoiding a collapse after losing three consecutive games. The Florida Panthers clinched their first-ever Stanley Cup title! In a thrilling Game 7 showdown against the Edmonton Oilers, the Panthers secured a hard-fought 2-1 victory.

HVAC Meets High-Octane!

We are thrilled to continue our sponsorship with MBM Motorsports, a team we deeply admire and respect for their achievements and values. Supporting **Chad Finchum**, an HVAC Technician, Client, and Nascar Driver, who has consistently demonstrated his skills and talent in the sport, is a source of pride for us. We believe this partnership perfectly represents the synergy between HVAC excellence and NASCAR speed.

Home Run Collaboration!

Cooper&Hunter is thrilled to announce our renewed sponsorship of the New York Yankees! They did an outstanding job in 2024, winning the East and American leagues again. We are confident that this partnership will continue to thrive in 2025. Our collaboration with the Yankees aligns perfectly with our brand's values of striving for excellence and innovation. We look forward to supporting the team in their future endeavors and continuing to engage with the community through this prestigious partnership.

Chilling with Nature!

Cooper&Hunter is proud to sponsor the Miami Zoo Foundation, the non-profit partner of Zoo Miami. This sponsorship aligns with Cooper&Hunter's mission to support wildlife conservation, environmental sustainability, and community engagement. Additionally, as HVAC experts, Cooper&Hunter has provided Astoria units for optimal climate control in various animal habitats, ensuring a comfortable and healthy environment for the animals.

CONTENT

Single-Zone 7

Unit Match-Up Guides 8-9
Astoria Pro 10
Astoria 14
Olivia 16
Olivia Midnight 18
Mia NY 20
Ceiling Cassette 22
One Way Cassette 24
Mini Floor Console 26
Universal Floor Celing 28
Slim Duct 30
Multi-Position Air Handler 34
PEAQ 36

Multi-Zone Regular and Hyper Series 40

Multi-Zone Combination Charts 56-59

Monoblock 61

PTAC Unit 62

Accessories 64
AHRI Certifications 65

HYPER and REGULAR
Series

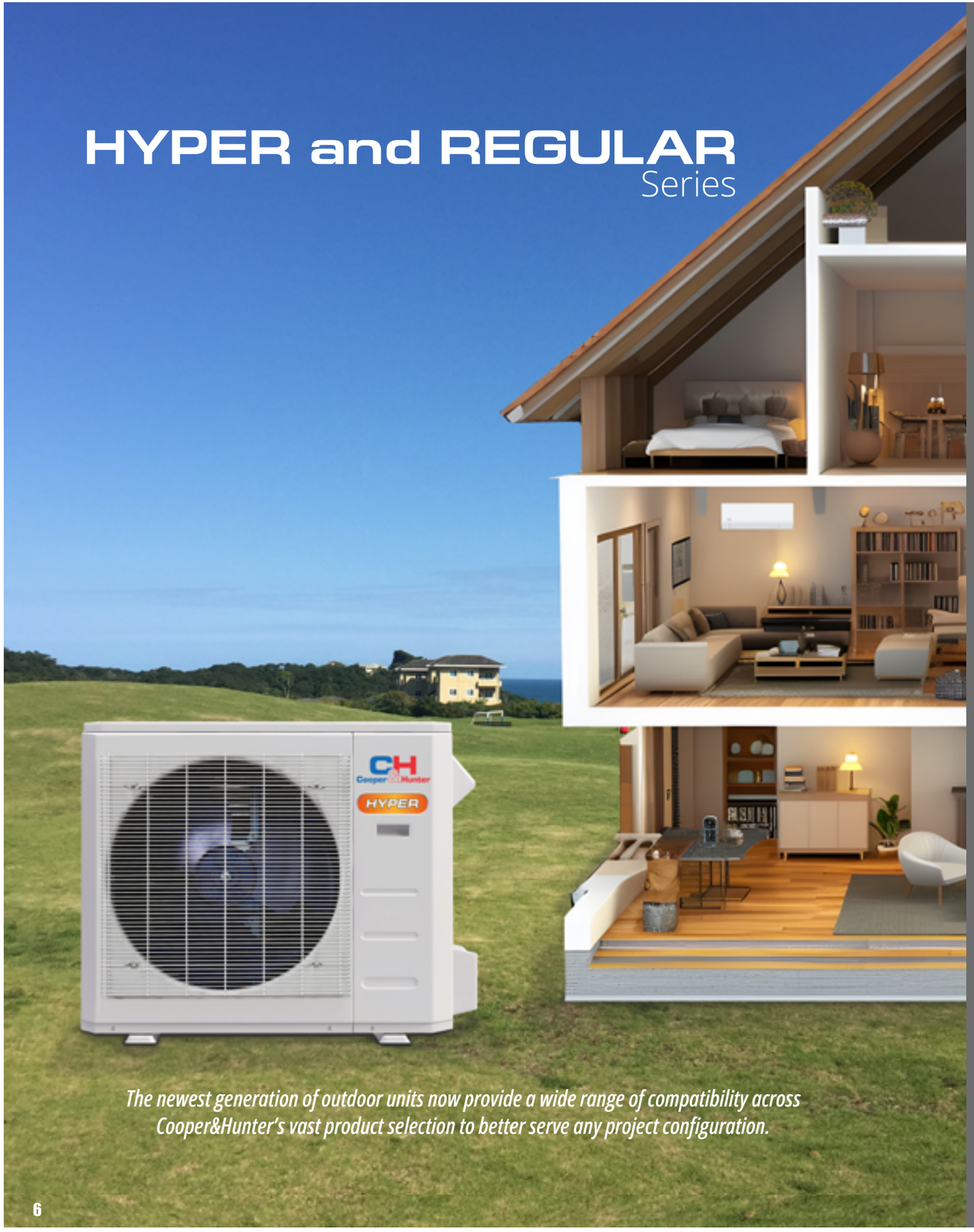

The newest generation of outdoor units now provide a wide range of compatibility across Cooper&Hunter's vast product selection to better serve any project configuration.

SINGLE-ZONE

UNIT MATCH-UPS REGULAR

Btu/h		Astoria Astoria Pro	Olivia	Olivia Midnight	Ceiling Cassette Ceiling Cassete Pro	One-Way Cassette	Slim Duct	Mini Console	Floor Ceiling	Multi-Position Air Handler
6K	CH-RES06-115VO		CH-R06OLVWM-115VI							
9K	CH-RES09-115VO		CH-R09OLVWM-115VI	CH-RB09OLVWM-115VI						
12K	CH-RES12-115VO		CH-R12OLVWM-115VI	CH-RB12OLVWM-115VI						
9K	CH-RES09-230VO	CH-RH09MASTWM-230VI CH-PRO09MASTWM-230VI	CH-R09MOLVWM-230VI	CH-RB09MOLVWM-230VI	CH-RH09MCT CH-RSH09-12MCT (Dip Switch for 9K)	CH-RSH06-12MCT1W (Dip Switch for 9K)	CH-RS09MDT-MS CH-RS06-12MDT- MS (Dip Switch for 9K) *Medium Static	CH-RSH09MMC		
12K	CH-RES12-230VO	CH-RH12MASTWM-230VI CH-PRO12MASTWM-230VI	CH-R12MOLVWM-230VI	CH-RB12MOLVWM-230VI	CH-RH12MCT CH-RSH09-12MCT (Dip Switch for 12K)	CH-RSH06-12MCT1W (Dip Switch for 12K)	CH-RS12MDT-MS CH-RS06-12MDT- MS (Dip Switch for 12K) *Medium Static	CH-RSH12MMC		
18K	CH-RES18-230VO	CH-RH18MASTWM-230VI CH-PRO18MASTWM-230VI	CH-R18MOLVWM-230VI	CH-RB18MOLVWM-230VI	CH-RH18MCT CH-RSH18MCT	CH-RSH18MCT1W	CH-RS18MDT-MS *Medium Static	CH-RSH16MMC	CH-RSH18MFC	CH-RS18MAHU
24K	CH-RES24-230VO	CH-RH24MASTWM-230VI CH-PRO24MASTWM-230VI	CH-R24MOLVWM-230VI	CH-RB24MOLVWM-230VI	CH-RH24MCT CH-RSH24MCT		CH-RS24MDT-HS *High Static		CH-RSH24MFC	CH-RS24MAHU
30K	CH-REL30-230VO	CH-RH30MASTWM-230VI CH-PRO30MASTWM-230VI	CH-R30MELVWM-230VI							CH-RS30MAHU
36K	CH-REL36-230VO	CH-RH36MASTWM-230VI CH-PRO36MASTWM-230VI	CH-R36MELVWM-230VI							
36K	CH-R36LCU-230VO				CH-RH36LCCT CH-RSH36LCCT		CH-RS36LCDT-HS *High Static		CH-RSH36LCFC	CH-RS36LCAHU
48K	CH-R48LCU-230VO				CH-RH48LCCT CH-RSH48LCCT		CH-RS48LCDT-HS *High Static		CH-RSH48LCFC	CH-RS48LCAHU
60K	CH-R60LCU-230VO						CH-RS60LCDT-HS *High Static		CH-RSH60LCFC	CH-RS60LCAHU

UNIT MATCH-UPS HYPER

Btu/h		Astoria Astoria Pro	Olivia	Olivia Midnight	Ceiling Cassette Ceiling Cassette Pro	One-Way Cassette	Slim Duct	New Console	Floor Ceiling	Multi-Position Air Handler
6K	CH-RHP06F9-230VO	CH-RH06MASTWM-230VI CH-PRO06MASTWM-230VI	CH-R06MOLVWM-230VI	CH-RB06MOLVWM-230VI		CH-RSH06-12MCT1W (Dip Switch for 6K)	CH-RS06MDT-MS CH-RS06-12MDT- MS (Dip Switch for 6K) *Medium Static			
9K	CH-RHP09-230VO	CH-RH09MASTWM-230VI CH-PRO09MASTWM-230VI	CH-R09MOLVWM-230VI	CH-RB09MOLVWM-230VI	CH-RH09MCT CH-RSH09-12MCT (Dip Switch for 9K)	CH-RSH06-12MCT1W (Dip Switch for 9K)	CH-RS09MDT-MS CH-RS06-12MDT- MS (Dip Switch for 9K) *Medium Static	CH-RSH09MMC		
12K	CH-RHP12-230VO	CH-RH12MASTWM-230VI CH-PRO12MASTWM-230VI	CH-R12MOLVWM-230VI	CH-RB12MOLVWM-230VI	CH-RH12MCT CH-RSH09-12MCT (Dip Switch for 12K)	CH-RSH06-12MCT1W (Dip Switch for 12K)	CH-RS12MDT-MS CH-RS06-12MDT- MS (Dip Switch for 12K) *Medium Static	CH-RSH12MMC		
15K	CH-RHP15-230VO	CH-RH15MASTWM-230VI CH-PRO15MASTWM-230VI								
18K	CH-RHP18-230VO	CH-RH18MASTWM-230VI CH-PRO18MASTWM-230VI	CH-R18MOLVWM-230VI	CH-RB18MOLVWM-230VI	CH-RH18MCT CH-RSH18MCT	CH-RSH18MCT1W	CH-RS18MDT-MS *Medium Static	CH-RSH16MMC	CH-RSH18MFC	CH-RS18MAHU
24K	CH-RHP24-230VO	CH-RH24MASTWM-230VI CH-PRO24MASTWM-230VI	CH-R24MOLVWM-230VI	CH-RB24MOLVWM-230VI	CH-RH24MCT CH-RSH24MCT		CH-RS24MDT-HS *High Static		CH-RSH24MFC	CH-RS24MAHU
33K	CH-RHP33-230VO	CH-RH33HASTWM-230VI CH-PRO33HASTWM-230VI	CH-RH33HELVWM-230VI							
36K	CH-RHP36LCU-230VO				CH-RH36LCCT CH-RSH36LCCT		CH-RS36LCDT-HS *High Static		CH-RSH36LCFC	CH-RS36LCAHU
48K	CH-RHP48LCU-230VO				CH-RH48LCCT CH-RSH48LCCT		CH-RS48LCDT-HS *High Static		CH-RSH48LCFC	CH-RS48LCAHU
60K	CH-RHP60LCU-230VO						CH-RS60LCDT-HS *High Static		CH-RSH60LCFC	CH-RS60LCAHU

ASTORIA PRO R454B

A PROFESSIONAL UNIT MADE FOR PROFESSIONALS

6K, 9K, 12K, 15K, 18K, 24K, 30K, 33K, 36K Btu/h



- E-Box and PCB located in the front of the unit with a cover kickstand providing easy access.
- Revolutionary design offers convenient disassembly & maintenance with an easy-to-remove blower wheel.
- Included Refrigerant Sensor and Humidity Sensor.
- Larger air inlet/outlet for improved air flow.
- Auto-Swing for vertical and horizontal louvers.
- Easy to remove magnetic filter on top.
- Compatible with regular (-13°F) or Hyper (-22°F) outdoor units.
- Self-Cleaning function (Single-Zone only).
- Follow Me mode.
- Eco Mode (Single-Zone only).
- 46° Freeze Protection.

WATCH OUR INFORMATIONAL VIDEO



Easy-to-remove blower wheel | Refrigerant Sensor | Humidity Sensor | Smart Kit Included

DOWNLOAD THE **COOPER&HUNTER REMOTE APP**

IOS ANDROID

R454B | AHRI CERTIFIED | ENERGY STAR | Intertek | GoldFin | INVERTER | TU1

cooperandhunter.us | TECHNICAL SUPPORT 786-953-6706

Cooper&Hunter

ASTORIA PRO R454B

SMART KIT INCLUDED

R454B

Refrigerant Sensor

Humidity Sensor

CONTROL OPTIONS
- Smart Kit Included with Downloadable C&H app
- Remote Control Included
- 12V Wall Thermostat (Purchased Separately)

INDOOR	Indoor Model			CH-PRO06MASTWM-230VI	CH-PRO09MASTWM-230VI	CH-PRO12MASTWM-230VI	CH-PRO15MASTWM-230VI	CH-PRO18MASTWM-230VI	CH-PRO24MASTWM-230VI	CH-PRO33HASTWM-230VI	CH-PRO09MASTWM-230VI	CH-PRO12MASTWM-230VI	CH-PRO18MASTWM-230VI	CH-PRO24MASTWM-230VI	CH-PRO30MASTWM-230VI	CH-PRO36MASTWM-230VI
	Power Supply	Rated	V, Ph, Hz	208/230,60,1	208/230,60,1	208/230,60,1	208/230,1, 60	208/230,60,1	208/230,60,1	208/230,60,1	208/230,60,1	208/230,60,1	208/230,60,1	208/230,60,1	208/230,60,1	208/230,60,1
	Rated Capacity	Cooling	Btu/h	6,000	9,000	12,000	15,400	18,000	24,000	33,000	9,000	12,000	18,000	24,000	30,000	36,000
		Heating	Btu/h	7,000	12,000	12,000	15,400	18,000	29,000	36,000	10,000	12,000	18,000	25,000	30,000	36,000
	Minimum Circuit Ampacity (MCA)		A	3	3	3	3	3	3	3	3	3	3	3	3	3
	Max. Fuse		A	15	15	15	15	15	15	15	15	15	15	15	15	15
	Indoor Air Flow (Turbo/Hi/Mi/Lo/Si)		CFM	382.6/323.7/229.6/ 176.6/147.2	441.4/323.7/229.6/ 176.6/147.2	441.4/323.7/229.6/ 176.6/147.2	635.7/500.3/359.0/ 294.3 / /	635.7/500.3/359.0/ 294.3/-	812.3/618.0/412.0/ 317.8/-	865.2/735.8/600.4/ 423.8/-	441.4/323.7/229.6 /176.6/147.2	441.4 / 323.7 / 229.6 / 176.6 / 147.2	635.7/500.3/359.0/ 294.3/-	812.3/618.0/412.0/ 317.8/-	882.9/635.7/506.2/ 382.6/-	882.9/635.7/506.2 /382.6/323.7
	Indoor Noise Level (Turbo/Hi/Mi/Lo/Si)		dB(A)	44.0/36.5/32.5/22.0/19.5	N\A/38/33/20.5/19.5	47/36.5/32.5/22/19.5	49.5/45.0/38.0/31.5/19.5	49.5/45.0/38.0/31.5/19.5	54.5/43.5/38.5/27/16	57.0/53.0/46.5/35.5/29.5	47.5/43/31/18/17	46/38/33.0/18.0/18	49/45/39/28/20	51.5/43.5/39.5/21.5/19	53.0/45.5/40/30.5/19.5	N\A/49/43.5/34.5/31.5
	Indoor	Dimension (W×D×H)	inch	33.74x9.09x11.81	33.74x9.09x11.81	33.74x9.09x11.81	40.31x9.69x12.64	40.31x9.69x12.64	47.13x11.02x14.61	47.13x11.02x14.61	33.74x9.09x11.81	33.74 x 9.09 x 11.81	40.31x9.69x12.64	47.13x11.02x14.61	47.13x11.02x14.61	47.13x11.02x14.61
		Packing (W×D×H)	inch	36.22x12.20x14.57	36.22x12.20x14.57	36.22x12.20x14.57	43.11x12.80x15.75	43.11x12.80x15.75	50.39x14.17x17.91	50.39x14.17x17.91	36.22x12.20x14.57	36.22x12.20x14.57	43.11x12.80x15.75	50.39x14.17x17.91	50.39x14.17x17.91	50.39x14.17x17.91
		Net/Gross Weight	lbs.	22.93/29.32	23.37/29.98	22.93/29.32	27.34/36.60	27.34/36.60	43.65/55.56	43.21/55.78	23.37/29.98	22.93/29.32	27.34/36.60	43.65/55.56	43.21/54.67	43.21/54.67
	Room Temperature	Cooling	F	60~90	60~90	60~90	60~90	60~90	60~90	60~90	60~90	60~90	60~90	60~90	60~90	60~90
		Heating	F	32-86	32-86	32-86	32-86	32-86	32~86	32~86	32~86	32~86	32~86	32~86	32~86	32~86
	Liquid Side/Gas Side		Inch	1/4"/3/8"	1/4"/3/8"	1/4"/3/8"	1/4" / 1/2"	1/4"/1/2"	3/8"/5/8"	3/8"/3/4"	1/4" / 3/8"	1/4" / 3/8"	1/4" / 1/2"	3/8" / 5/8"	3/8" / 5/8"	3/8" / 5/8"
				HYPER							REGULAR				ENTRY LEVEL	
OUTDOOR	Outdoor Model			CH-RHP06F9-230VO	CH-RHP09-230VO	CH-RHP12-230VO	CH-RHP15-230VO	CH-RHP18-230VO	CH-RHP24-230VO	CH-RHP33-230VO	CH-RES09-230VO	CH-RES12-230VO	CH-RES18-230VO	CH-RES24-230VO	CH-REL30-230VO	CH-REL36-230VO
	Power Supply	Rated	V, Ph, Hz	208/230,1, 60	208/230,1, 60	208/230,1, 60	208/230,1, 60	208/230,1, 60	208/230,1, 60	208/230,1, 60	208/230,60,1	208/230,60,1	208/230,60,1	208/230,60,1	208/230,60,1	208/230,60,1
		Voltage Range	V	187-253	187-253	187-253	187-253	187-253	187-253	187-253	187-253	187-253	187-253	187-253	187-253	187-253
	Cooling	Rated Capacity (range)	Btu/h	2,300~12,600	3,800~13,500	3,800~14,600	8,800~19,400	8,800~19,400	12,600~27,900	15,000~37,000	2200~13000	2900~14500	3500~18900	5500~29500	6500~32800	6600~36800
		Rated Current	A	3.1	4.1	4.0	7.1	6.4	8.3	12.7	4.5	4.1	6.3	7.4	11.2	18.0
		EER2		18.0	15.4	13.4	13.5	12.5	13.0	12.0	14.9	13.0	12.7	14	12	8.6
		SEER2		25.5	27.4	25.4	22.2	21.4	21	19.5	25.8	25.5	23.5	23	20.5	19.0
	Heating	Rated Capacity (range)	Btu/h	3,000~11,000	3,800~16,000	3,800~16,000	11,200~19,500	11,200~19,500	11,800~29,700	19,700~37,800	4,100~13,800	4,500~15,400	7,700~21,000	9,900~30,800	12,600~31,400	9,600~38,000
		Rated current	A	4.0	4.1	4.1	8.5	7.2	11.0	13.7	3.3	4.0	6.7	8.3	13.1	16.2
		COP	W/W	4.20	3.76	3.76	3.5	3.26	3.42	3.37	3.90	3.90	3.50	3.96	3.08	2.85
		HSPF4		14.8	12.5	10.5	11.5	11.0	13.5	10.5	12.5	10.6	10.8	11.7	9.5	8.5
		HSPF5		11.5	9.5	8.0	8.5	8.5	9.8	8.6	9.2	8.0	8.0	8.7	7.2	6.6
	Heating at 17°F (AHRI)	Rated capacity	Btu/h	9,200	12,800	12,800	19,200	19,200	25,000	30,200	9,400	9,600	14,900	19,300	21,500	24,200
	Heating at 5°F (-15°C)	Rated capacity	Btu/h	7,700	11,500	11,500	17,500	18,000	24,200	35,000	8,000	8,400	12,800	19,600	20,000	22,000
		COP	W/W	2.39	1.80	1.80	1.83	1.92	2.34	1.98	2.36	2.30	2.10	2.54	2.03	1.90
	Minimum Circuit Ampacity		A	12.0	15.0	15.0	19	19.0	24.9	34.0	12	12	18	24	28	33
	Max.Fuse (Outdoor Unit)		A	15	15	15	20	20	25	35	15	15	20	25	30	35
	Outdoor Air Flow (Max.)		CFM	1,235.3	1,470.6	1,470.6	1764.7	1,764.7	2,235.3	2,235.3	1235.3	1235.3	1764.7	2235.3	2235.3	2235.3
	Outdoor Noise Level (Sound Pressure)		dB(A)	53	56	56	59	59	61.5	63.5	52.5	56	58	58	61	63
	Dimension (W×D×H)		inch	30.12x11.93x21.85	31.69x12.99x21.81	31.69x12.99x21.81	35.04x13.46x26.50	35.04x13.46x26.50	37.24x16.14x31.89	37.24x16.14x31.89	30.12x11.93x21.85	30.12x11.93x21.85	35.04x13.46x26.50	37.24x16.14x31.89	37.24x16.14x31.89	37.24x16.14x31.89
	Packing (W×D×H)		inch	34.92x13.27x24.02	36.02x14.57x24.21	36.02x14.57x24.21	39.17x15.67x29.13	39.17x15.67x29.13	42.91x19.68x34.84	42.91x19.68x34.84	34.92x13.27x24.02	34.92x13.27x24.02	39.17x15.67x29.13	42.91x19.68x34.84	42.91x19.68x34.84	42.91x19.68x34.84
	Net/Gross Weight		lbs.	62.17/67.68	72.75/78.70	72.75/78.70	99.87/107.80	99.87/107.80	130.29/141.31	156.97/167.99	62.17/67.68	62.17/67.68	92.59/100.31	122.13/132.28	142.86/154.54	150.35/160.27
	Refrigerant Type / Charge		oz.	R454B / 32.45	R454B / 35.27	R454B / 35.27	R454B/55.38	R454B / 55.38	R454B / 63.49	R454B / 87.13	R454B/ 32.45	R454B/ 32.45	R454B/ 47.97	R454B/ 70.55	R454B / 84.66	R454B / 112.88
	Refrigerant Precharge Length		ft.	25	25	25	25	25	25	25	25	25	25	25	25	25
	Additional Charge for Each ft.		oz/ft	0.16	0.16	0.16	0.16	0.16	0.32	0.32	0.16	0.16	0.16	0.32	0.32	0.32
	Design Pressure		PSIG	550/340	550/340	550/340	550/340	550/340	550/340	550/340	550/340	550/340	550/340	550/340	550/340	550/340
	Refrigerant Piping Liquid Side/Gas Side		inch	1/4"/3/8"	1/4"/3/8"	1/4"/3/8"	1/4" / 1/2"	1/4"/1/2"	3/8"/5/8"	3/8"/3/4"	1/4" / 3/8"	1/4" / 3/8"	1/4" / 1/2"	3/8" / 5/8"	3/8" / 5/8"	3/8" / 5/8"
	Max. Pipe Length		ft.	82	82	82	98.4	98.4	164	164	82	82	98.40	164	164	213.20
	Max. Difference in Level		ft.	49.20	49.20	49.20	65.60	65.60	82	82	49.2	49.2	65.6	82	82	98.4
	Ambient Temperature	Cooling	°F	-22~122	-22~122	-22~122	-22~122	-22~122	-22~122	-22~122	-13~122	-13~122	-13~122	-13~122	-13~122	-13~122
		Heating	°F	-22~75	-22~75	-22~75	-22~75	-22~75	-22~75	-22~75	-13~75	-13~75	-13~75	-13~75	-13~75	-13~75
	Certifications	ETL		✔	✔	✔	✔	✔	✔	✔	✔	✔	✔	✔	✔	✔
		AHRI		✔	✔	✔	✔	✔	✔	✔	✔	✔	✔	✔	✔	✔
		Energy Star for Cold Climates		✔	✔	✔	✔	✔	✔	✔	✔	✔	✔	✔	✔	
		NEEP		✔	✔	✔	✔	✔	✔	✔	✔	✔	✔	✔	✔	✔

Cooper&Hunter

ASTORIA

INDOOR	Indoor Model			CH-RH06MASTWM-230VI	CH-RH09MASTWM-230VI	CH-RH12MASTWM-230VI	CH-RH15MASTWM-230VI	CH-RH18MASTWM-230VI	CH-RH24MASTWM-230VI	CH-RH33HASTWM-230VI	CH-RH09MASTWM-230VI	CH-RH12MASTWM-230VI	CH-RH18MASTWM-230VI	CH-RH24MASTWM-230VI	CH-RH30MASTWM-230VI	CH-RH36MASTWM-230VI
	Power Supply	Rated	V, Ph, Hz	208/230,1, 60	208/230,1, 60	208/230,1, 60	208/230,1, 60	208/230,1, 60	208/230,1, 60	208/230,1,60	208/230,1, 60	208/230,1, 60	208/230,1, 60	208/230,1, 60	208/230,1, 60	208/230, 1, 60
	Cooling	Rated Capacity	Btu/h	6,000	9,000	12,000	15,400	18,000	24,000	33,000	9,000	12,000	18,000	24,000	30,000	6,600~36,800
	Minimum Circuit Ampacity (MCA)		A	3	3	3	3	3	3	3	3	3	3	3	3	3
	Max. Fuse		A	15	15	15	15	15	15	15	15	15	15	15	15	15
	Indoor Air Flow (Turbo/Hi/Mi/Lo/Si)		CFM	382.6/323.7/229.6/ 176.6/ 147.2	441.4/323.7/229.6/ 176.6/147.2	441.4/323.7/229.6/ 176.6/147.2	635.7/500.3/359.0/ 294.3 / /	635.7/500.3/359.0/ 294.3 / /	812.3/618.0/412.0/ 317.8 / /	865.2/735.8/600.4/ 423.8 / /	441.4/323.7/229.6/ 176.6 / 147.2	441.4/323.7/229.6/ 176.6 / 147.2	635.7/500.3/359.0/ 294.3 / /	812.3/618.0/412.0/ 317.8 / /	882.9/635.7/506.2/ 382.6 / /	882.9/635.7/506.2/ 382.6/323.7
	Indoor Noise Level (Turbo/Hi/Mi/Lo/Si)		dB(A)	44.0/36.5/32.5/22.0/19.5	N\A/38/33/20.5/19.5	47/36.5/32.5/22/19.5	49.5/45.0/38.0/31.5/19.5	49.5/45.0/38.0/31.5/19.5	54.5/43.5/38.5/27/16	57.0/53.0/46.5/35.5/29.5	47.5/43/31/18/17	46/38/33.0/18.0/18	49/45/39/28/20	51.5/43.5/39.5/21.5/19	53.0/45.5/40/30.5/19.5	N\A/49/43.5/34.5/31.5
	Indoor	Dimension (W×D×H)	inch	33.74x9.09x11.81	33.74x9.09x11.81	33.74x9.09x11.81	40.31x9.69x12.64	40.31x9.69x12.64	47.13x11.02x14.61	47.13x11.02x14.61	33.74x9.09x11.81	33.74x9.09x11.81	40.31x9.69x12.64	47.13x11.02x14.61	47.13x11.02x14.61	47.13x11.02x14.61
		Packing (W×D×H)	inch	36.22x12.20x14.57	36.22x12.20x14.57	36.22x12.20x14.57	43.11x12.80x15.75	43.11x12.80x15.75	50.39x14.17x17.91	50.39x14.17x17.91	36.22x12.20x14.57	36.22x12.20x14.57	43.11x12.80x15.75	50.39x14.17x17.91	50.39x14.17x17.91	50.39x14.17x17.91
		Net/Gross Weight	lbs.	22.93/29.32	23.37/29.98	22.93/29.32	27.34/36.60	27.34/36.60	43.65/55.56	43.21/55.78	23.37/29.98	22.93/29.32	27.34/36.60	43.65/55.56	43.21/54.67	43.21/54.67
	Room Temperature	Cooling	F	60~90	60~90	60~90	60~90	60~90	60~90	60 ~ 90	60 ~ 90	60 ~ 90	60 ~ 90	60 ~ 90	60 ~ 90	60 ~ 90
		Heating	F	32-86	32-86	32-86	32-86	32-86	32-86	32-86	32 ~ 86	32 ~ 86	32 ~ 86	32 ~ 86	32 ~ 86	32 ~ 86
	Liquid Side/Gas Side		Inch	1/4" / 3/8"	1/4" / 3/8"	1/4" / 3/8"	1/4" / 1/2"	1/4" / 1/2"	3/8" / 5/8"	3/8" / 3/4"	1/4" / 3/8"	1/4" / 3/8"	1/4" / 1/2"	3/8" / 5/8"	3/8" / 5/8"	3/8" / 5/8"

SMART KIT INCLUDED

R454B

Humidity Sensor

CONTROL OPTIONS
- Smart Kit Included with Downloadable C&H app
- Remote Control Included
- 12V Wall Thermostat (Purchased Separately)

				HYPER							REGULAR				ENTRY LEVEL	
OUTDOOR	Outdoor Model			CH-RHP06F9-230VO	CH-RHP09-230VO	CH-RHP12-230VO	CH-RHP15-230VO	CH-RHP18-230VO	CH-RHP24-230VO	CH-RHP33-230VO	CH-RES09-230VO	CH-RES12-230VO	CH-RES18-230VO	CH-RES24-230VO	CH-REL30-230VO	CH-REL36-230VO
	Power Supply	Rated	V, Ph, Hz	208/230,1, 60	208/230,1, 60	208/230,1, 60	208/230,1, 60	208/230,1, 60	208/230,1, 60	208/230,1, 60	208/230,1, 60	208/230,1, 60	208/230,1, 60	208/230,1, 60	208/230,1, 60	208/230,1, 60
		Voltage Range	V	187-253	187-253	187-253	187-253	187-253	187-253	187-253	187-253	187-253	187-253	187-253	187-253	187-253
	Cooling	Rated Capacity (range)	Btu/h	2,300~12,600	3,800~13,500	3,800~14,600	8,800~19,400	8,800~19,400	12,600~27,900	15,000~37,000	2,200~13,000	2,900~14,500	3,500~18,900	5,500~29,500	6,500~32,800	6,600~36,800
		Rated Current	A	3.1	4.1	4.0	7.1	6.4	8.3	12.7	4.5	4.1	6.3	7.4	11.2	18.0
		EER2		18	15.4	13.4	13.5	12.5	13	12	14.9	13	12.7	14	12	8.6
		SEER2		25.5	27.4	25.4	22.2	21.4	21	19.5	25.8	25.5	23.5	23	20.5	19
	Heating at 47°F	Rated Capacity (range)	Btu/h	3,000~11,000	3,800~16,000	3,800~16,000	11,200~19,500	11,200~19,500	11,800~29,700	19,700~37,800	4,100~13,800	4,500~15,400	7,700~21,000	9,900~30,800	12,600~31,400	9,600~38,000
		Rated current	A	4.0	4.1	4.1	8.5	7.2	11.0	13.7	3.3	4.0	6.7	8.3	13.1	16.2
		COP	W/W	4.20	3.76	3.76	3.5	3.26	3.42	3.37	3.90	3.90	3.50	3.96	3.08	2.85
		HSPF4		14.8	12.5	10.5	11.5	11.0	13.5	10.5	12.5	10.6	10.8	11.7	9.5	8.5
		HSPF5		11.5	9.5	8.0	8.5	8.5	9.8	8.6	9.2	8.0	8.0	8.7	7.2	6.6
	Heating at 17°F (AHRI)	Rated capacity	Btu/h	9,200	12,800	12,800	19,200	19,200	25,000	30,200	9,400	9,600	14,900	19,300	21,500	24,200
	Heating at 5°F (-15°C)	Rated capacity	Btu/h	7,700	11,500	11,500	17,500	18,000	24,200	35,000	8,000	8,400	12,800	19,600	20,000	22,000
	Minimum Circuit Ampacity		A	12	15	15	19	19	24.9	34	12	12	18	24	28	33
	Max.Fuse (Outdoor Unit)		A	15	15	15	20	20	25	35	15	15	20	25	30	35
	Outdoor Air Flow (Max.)		CFM	1235.3	1470.6	1470.6	1764.7	1764.7	2235.3	2235.3	1235.3	1235.3	1764.7	2235.3	2235.3	2235.3
	Outdoor Noise Level (Sound Pressure)		dB(A)	53	56	56	59	59	61.5	63.5	52.5	56	58	58	61	63
	Outdoor	Dimension (W×D×H)	inch	30.12x11.93x21.85	31.69x12.99x21.81	31.69x12.99x21.81	35.04x13.46x26.50	35.04x13.46x26.50	37.24x16.14x31.89	37.24x16.14x31.89	30.12x11.93x21.85	30.12x11.93x21.85	35.04x13.46x26.50	37.24x16.14x31.89	37.24x16.14x31.89	37.24x16.14x31.89
		Packing (W×D×H)	inch	34.92x13.27x24.02	36.02x14.57x24.21	36.02x14.57x24.21	39.17x15.67x29.13	39.17x15.67x29.13	42.91x19.68x34.84	42.91x19.68x34.84	34.92x13.27x24.02	34.92x13.27x24.02	39.17x15.67x29.13	42.91x19.68x34.84	42.91x19.68x34.84	42.91x19.68x34.84
		Net/Gross Weight	lbs.	62.17/67.68	72.75/78.70	72.75/78.70	99.87/107.80	99.87/107.80	130.29/141.31	156.97/167.99	62.17/67.68	62.17/67.68	92.59/100.31	122.13/132.28	142.86/154.54	150.35/160.27
	Refrigerant Type / Charge		oz.	R454B/32.45	R454B/35.27	R454B/35.27	R454B/55.38	R454B/55.38	R454B/63.49	R454B/87.13	R454B/32.45	R454B/32.45	R454B/47.97	R454B/ 70.55	R454B/84.66	R454B/112.88
	Refrigerant Precharge Length		ft.	25	25	25	25	25	25	25	25	25	25	25	25	25
	Additional Charge for Each ft.		oz/ft	0.16	0.16	0.16	0.16	0.16	0.32	0.32	0.16	0.16	0.16	0.32	0.32	0.32
	Design Pressure		PSIG	550/340	550/340	550/340	550/340	550/340	550/340	550/340	550/340	550/340	550/340	550/340	550/340	550/340
	Refrigerant Piping Liquid Side/Gas Side		inch	1/4" / 3/8"	1/4" / 3/8"	1/4" / 3/8"	1/4" / 1/2"	1/4" / 1/2"	3/8" / 5/8"	3/8" / 3/4"	1/4" / 3/8"	1/4" / 3/8"	1/4" / 1/2"	3/8" / 5/8"	3/8" / 5/8"	3/8" / 5/8"
	Max. Pipe Length		ft.	82	82	82	98.4	98.4	164	164	82	82	98.4	164	164	213.2
	Max. Difference in Level		ft.	32.8	32.8	32.8	65.60	66	82	82	49.2	49.2	65.6	82	82	98.4
	Ambient Temperature	Cooling	°F	-22~122	-22~122	-22~122	-22~122	-22~122	-22~122	-22~122	-13~122	-13~122	-13~122	-13~122	-13~122	-13~122
		Heating	°F	-22~75	-22~75	-22~75	-22~75	-22~75	-22~75	-22~75	-13~75	-13~75	-13~75	-13~75	-13~75	-13~75
	Certifications	ETL		✔	✔	✔	✔	✔	✔	✔	✔	✔	✔	✔	✔	✔
		AHRI		✔	✔	✔	✔	✔	✔	✔	✔	✔	✔	✔	✔	✔
		Energy Star for Cold Climate		✔	✔	✔	✔	✔	✔	✔	✔	✔	✔	✔	✔	
		NEEP		✔	✔	✔	✔	✔	✔	✔	✔	✔	✔	✔	✔	✔

OLIVIA

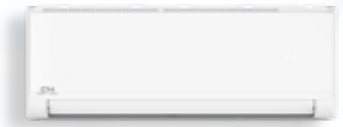

CONTROL OPTIONS

- Smart Kit Included with Downloadable C&H app
- Remote Control Included
- 12V Wall Thermostat (Purchased Separately)

SMART KIT INCLUDED

R454B

INDOOR	Indoor Model			CH-R06MOLVWM-230VI	CH-R09MOLVWM-230VI	CH-R12MOLVWM-230VI	CH-R18MOLVWM-230VI	CH-R24MOLVWM-230VI	CH-R33HELVWM-230VI	CH-R06OLVWM-115VI	CH-R09OLVWM-115VI	CH-R12OLVWM-115VI	CH-R09MOLVWM-230VI	CH-R12MOLVWM-230VI	CH-R18MOLVWM-230VI	CH-R24MOLVWM-230VI	CH-R30MELVWM-230VI	CH-R36MELVWM-230VI
	Power Supply	Rated	V, Ph, Hz	208/230, 1, 60	208/230, 1, 60	208/230, 1, 60	208/230, 1, 60	208/230, 1, 60	208/230, 1, 60	115V, 1, 60	115,1, 60	115, 1, 60	208/230, 1, 60	208/230, 1, 60	208/230, 1, 60	208/230, 1, 60	208/230, 1, 60	208/230, 1, 60
		Rated Capacity	Btu/h	6,000	9,000	12,000	18,000	23,000	33,000	7,000	9,000	12,000	9,000	12,000	18,000	24,000	30,000	36,000
	Minimum Circuit Ampacity (MCA)		A	3	3	3	3	3	3	3	3	3	3	3	3	3	3	3
	Max. Fuse		A	15	15	15	15	15	15	15	15	15	15	15	15	15	15	15
	Indoor Air Flow (Turbo/Hi/Mi/Lo/Si)		CFM	294.3/235.4/176.6/ 141.3/N\A	382.6/294.3/194.2/ 153.0/N\A	382.6/294.3/194.2/ 153.0/-	759.3/500.3/441.4/ 370.8/-	759.3/588.6/459.1/ 382.6/ -	829.9/676.9/529.7/ 447.3/-	370.8/306.1/235.4/ 188.4/141.3	370.8/306.1/235.4/ 188.4/141.3	370.8/306.1/235.4/ 188.4/141.3	382.6/294.3/194.2/ 153.0/ N\A	382.6/294.3/194.2/ 153.0 / /	759.3/500.3/441.4/ 370.8 / /	759.3/588.6/459.1/ 382.6 / /	871.1/647.5/447.3/ 329.6 / /	871.1/676.9/447.3/ 329.6 / /
	Indoor Noise Level (Turbo/Hi/Mi/Lo/Si)		dB(A)	42.0/37.0/32.0/24.0	N\A/39.5/33/24	N\A/42/35.5/22.5	54.5/45.0/40.0/24.5	54.5/49.5/43.5/34.5	56.0/52.5/46.5/29.5	44.0/40.5/35.0/26.5/17.5	44.0/40.5/35.0/26.5/17.5	44.0/40.5/35.0/26.5/17.5	45.5/42/36/21/19.5	46/43/37/20/19	54/45/40.0/26/20	54.0/48.5/43.5/27.5/20.5	56.5/52/45/36/22	57.0/51.0/45.0/33.5/27.5
	Indoor	Dimension (WxDxH)	inch	28.70x7.87x11.50	31.57x7.87x11.61	31.57x7.87x11.61	42.60x9.21x13.27	42.60x9.21x13.27	49.57x11.14x14.25	31.57x7.87x11.61	31.57x7.87x11.61	31.57x7.87x11.61	31.57x7.87x11.61	31.57x7.87x11.61	42.64x9.61x13.23	42.60x9.21x13.27	49.57x11.14x14.25	49.57x11.14x14.25
		Packing (WxDxH)	inch	31.10x10.63x14.76	34.45x11.22x14.96	34.45x11.22x14.96	45.47x12.40x16.34	45.47x12.40x16.34	52.76x15.16x17.72	34.45x11.22x14.96	34.45x11.22x14.96	34.45x11.22x14.96	34.45x11.22x14.96	34.45x11.22x14.96	45.47x12.40x16.34	45.47x12.40x16.34	52.76x15.16x17.72	52.76x15.16x17.72
		Net/Gross Weight	lbs.	17.64/23.15	18.96/24.25	18.96/24.25	30.42/39.68	30.86/40.56	43.21/57.32	18.96/24.47	18.96/24.47	18.96/24.47	18.96/24.25	18.74/24.25	30.42/39.68	30.86/40.56	43.43/56.88	43.43/56.88
	Room temperature	Cooling	°F	60 ~ 90	60 ~ 90	60 ~ 90	60 ~ 90	60 ~ 90	60 ~ 90	60 ~ 90	60 ~ 90	60 ~ 90	60 ~ 90	60 ~ 90	60 ~ 90	60 ~ 90	60 ~ 90	60 ~ 90
		Heating	°F	32 ~ 86	32 ~ 86	32 ~ 86	32 ~ 86	32 ~ 86	32 ~ 86	32 ~ 86	32 ~ 86	32 ~ 86	32 ~ 86	32 ~ 86	32 ~ 86	32 ~ 86	32 ~ 86	32 ~ 86
	Liquid Side/Gas Side		Inch	1/4" / 3/8"	1/4" / 3/8"	1/4" / 3/8"	1/4" / 1/2"	3/8" / 5/8"	3/8" /3/4"	1/4" / 3/8"	1/4" / 3/8"	1/4" / 3/8"	1/4" / 3/8"	1/4" / 3/8"	1/4" / 1/2"	3/8" / 5/8"	3/8" / 5/8"	3/8" / 5/8"

				HYPER						REGULAR							ENTRY LEVEL	
OUTDOOR	Outdoor Model			CH-RHP06F9-230VO	CH-RHP09-230VO	CH-RHP12-230VO	CH-RHP18-230VO	CH-RHP24-230VO	CH-RHP33-230VO	CH-RES06-115VO	CH-RES09-115VO	CH-RES12-115VO	CH-RES09-230VO	CH-RES12-230VO	CH-RES18-230VO	CH-RES24-230VO	CH-REL30-230VO	CH-REL36-230VO
	Power Supply	Rated	V, Ph, Hz	208/230,1, 60	208/230,1, 60	208/230,1, 60	208/230,1, 60	208/230,1, 60	208/230,1, 60	115, 1, 60	115, 1, 60	115, 1, 60	208/230,1, 60	208/230,1, 60	208/230,1, 60	208/230,1, 60	208/230,1, 60	208/230,1, 60
		Voltage Range	V	187-253	187-253	187-253	187-253	187-253	187-253	103.5-126.5	103.5-126.5	103.5-126.5	187-253	187-253	187-253	187-253	187-253	187-253
	Cooling	Rated Capacity (range)	Btu/h	2,500~11,500	3,600~13,500	3,600~13,500	8,400~20,200	16,800~24,500	15,000~35,900	2,600~13,000	2,600~13,000	3,100~10,900	2,600~13,000	2,600~13,700	3,600~20,000	9,700~27,000	6,800~33,900	6,600~36,800
		Rated Current	A	3.1	4.0	4.1	9.0	8.4	12.6	6.9	6.9	10.0	4.6	4.5	6.0	8.0	11.0	17.0
		EER2		16.0	15.0	13.2	13.0	12.5	11.7	15.0	15.0	12.5	14.7	12.2	13.5	13.0	12.0	9.3
		SEER2		25.3	26.0	24.0	21.7	22.3	20.0	24.5	24.5	23.2	24.6	23.1	24.0	23.5	22.3	19.5
	Heating at 47°F	Rated Capacity (range)	Btu/h	3,200~10,700	3,800~16,000	3,800~16,000	10,300~23,000	11,800~28,100	19,900~38,200	4,500~12,800	4,500~12,800	45,00~12,800	4,200~14,200	4,100~14,400	7,600~22,000	11,300~32,700	12,300~32,100	11,400~44,000
		Rated current	A	4.0	4.3	4.3	9.5	11.2	14.1	7.6	7.6	10.3	3.6	4.3	6.2	10.4	12.6	16.0
		COP	W/W	3.80	3.63	3.63	3.54	3.05	3.22	4.20	4.20	3.70	3.66	3.69	3.81	3.08	3.03	2.95
		HSPF4		14.6	12.5	10.5	10.8	13.3	10.5	10.7	10.7	10.4	13.0	11.5	11.1	10.0	9.0	9.1
		HSPF5		11.2	10.1	8.0	8.8	9.6	8.6	8.2	8.2	7.6	9.5	8.5	8.3	7.7	7.0	7.0
	Heating at 17°F (AHRI)	Rated capacity	Btu/h	8,600	12,800	12,800	19,800	24,400	30,200	8,600	8,900	10,200	8,900	9,900	14,500	21,300	21,500	25,600
	Minimum Circuit Ampacity		A	12	15	15	19	24.9	34	18	18	18	12	12	18	24	28	33
	Max.Fuse (Outdoor Unit)		A	15	15	15	20	25	35	20	20	20	15	15	20	25	30	35
	Outdoor Air Flow (Max.)		CFM	1,235.3	1,470.6	1,470.6	1,764.7	2,235.3	2,235.3	1,235.3	1,235.3	1,235.3	1,235.3	1,235.3	1,764.7	2,235.3	2,235.3	2,235.3
	Outdoor Noise Level (Sound Pressure)		dB(A)	53.0	56.0	56.0	59.0	61.0	63.5	53.0	53.0	53.0	52.5	54.0	59.0	60.0	61.5	63.0
	Dimension (WxDxH)		inch	30.12x11.93x21.85	31.69x12.99x21.81	31.69x12.99x21.81	35.04x13.46x26.50	37.24x16.14x31.89	37.24x16.14x31.89	30.12x11.93x21.85	30.12x11.93x21.85	30.12x11.93x21.85	30.12x11.93x21.85	30.12x11.93x21.85	35.04x13.46x26.50	37.24x16.14x31.89	37.24x16.14x31.89	37.24x16.14x31.89
	Packing (WxDxH)		inch	34.92x13.27x24.02	36.02x14.57x24.21	36.02x14.57x24.21	39.17x15.67x29.13	42.91x19.69x34.84	42.91x19.69x34.84	34.92x13.27x24.02	34.92x13.27x24.02	34.92x13.27x24.02	34.92x13.27x24.02	34.92x13.27x24.02	39.17x15.67x29.13	42.91x19.69x34.84	42.91x19.69x34.84	42.91x19.69x34.84
	Net/Gross Weight		lbs.	62.17/67.68	72.75/78.70	72.75/78.70	99.87/107.80	130.29/141.31	156.97/167.99	64.59/70.11	64.59/70.11	64.59/70.11	62.17/67.68	62.17/67.68	92.59/100.31	122.13/132.28	142.86/154.54	150.35/160.27
	Refrigerant Type / Charge		oz.	R454B/32.45	R454B/35.27	R454B/35.27	R454B/55.38	R454B/63.49	R454B/87.13	R454B/33.51	R454B/33.51	R454B/33.51	R454B/32.45	R454B/32.45	R454B/47.97	R454B/70.55	R454B/84.66	R454B/112.88
	Refrigerant Precharge Length		ft.	25	25	25	25	25	25	25	25	25	25	25	25	25	25	25
	Additional Charge for Each ft.		oz/ft	0.16	0.16	0.16	0.16	0.32	0.32	0.16	0.16	0.16	0.16	0.16	0.16	0.32	0.32	0.32
	Design Pressure		PSIG	550/340	550/340	550/340	550/340	550/340	550/340	550/340	550/340	550/340	550/340	550/340	550/340	550/340	550/340	550/340
	Refrigerant Piping Liquid Side/Gas Side		inch	1/4" / 3/8"	1/4" / 3/8"	1/4" / 3/8"	1/4" / 1/2"	3/8" / 5/8"	3/8" / 3/4"	1/4" / 3/8"	1/4" / 3/8"	1/4" / 3/8"	1/4" / 3/8"	1/4" / 3/8"	1/4" / 1/2"	3/8" / 5/8"	3/8" / 5/8"	3/8" / 5/8"
	Max. Pipe Length		ft.	82	82	82	98.4	164	164	82	82	82	82	82	98.4	164	164	213.2
	Max. Difference in Level		ft.	49.2	49.2	49.2	65.6	82	82	49.2	49.2	49.2	49.2	49.2	65.6	82	82	98.4
	Ambient Temperature	Cooling	°F	-22~122	-22~122	-22~122	-22~122	-22~122	-22~122	-13~122	-13~122	-13~122	-13~122	-13~122	-13~122	-13~122	-13~122	-13~122
		Heating	°F	-22~75	-22~75	-22~75	-22~75	-22~75	-22~75	-13~75	-13~75	-13~75	-13~75	-13~75	-13~75	-13~75	-13~75	-13~75
	Certifications	ETL		✔	✔	✔	✔	✔	✔	✔	✔	✔	✔	✔	✔	✔	✔	✔
		AHRI		✔	✔	✔	✔	✔	✔	✔	✔	✔	✔	✔	✔	✔	✔	✔
		Energy Star for Cold Climate		✔	✔	✔	✔	✔	✔	✔	✔	✔	✔	✔	✔	✔	✔	
		NEEP		✔	✔	✔	✔	✔	✔	✔	✔	✔	✔	✔	✔	✔	✔	✔

OLIVIA MIDNIGHT

SMART KIT INCLUDED

R454B

INDOOR	Indoor Model			CH-RB06MOLVWM-230VI	CH-RB09MOLVWM-230VI	CH-RB12MOLVWM-230VI	CH-RB18MOLVWM-230VI	CH-RB24MOLVWM-230VI	CH-RB09OLVWM-115VI	CH-RB12OLVWM-115VI	CH-RB09MOLVWM-230VI	CH-RB12MOLVWM-230VI	CH-RB18MOLVWM-230VI	CH-RB24MOLVWM-230VI
	Power Supply	Rated	V, Ph, Hz	208/230, 1, 60	208/230, 1, 60	208/230, 1, 60	208/230, 1, 60	208/230, 1, 60	115,1, 60	115, 1, 60	208/230, 1, 60	208/230, 1, 60	208/230, 1, 60	208/230, 1, 60
		Rated Capacity	Btu/h	6,000	9,000	12,000	18,000	23,000	9,000	12,000	9,000	12,000	18,000	24,000
	Minimum Circuit Ampacity (MCA)		A	3	3	3	3	3	3	3	3	3	3	3
	Max. Fuse		A	15	15	15	15	15	15	15	15	15	15	15
	Indoor Air Flow (Turbo/Hi/Mi/Lo/Si)		CFM	294.3/235.4/176.6/141.3/ \A	382.6/294.3/194.2/153.0/N\A	382.6/294.3/194.2/153.0 / /	759.3/500.3/441.4/ 370.8 / /	759.3/588.6/459.1/ 382.6 / /	370.8/306.1/235.4/188.4/141.3	370.8/306.1/235.4/188.4/141.3	382.6/294.3/194.2/153.0/ N\A	382.6/294.3/194.2/153.0 / /	759.3/500.3/441.4/ 370.8 / /	759.3/588.6/459.1/382.6 / /
	Indoor Noise Level (Turbo/Hi/Mi/Lo/Si)		dB(A)	42/37/32/24/20	N\A/39.5/33/24/20.5	N\A/42/35.5/22.5/20	54.5/45/40/24.5/20	54.5/49.5/43.5/34.5/20.5	44.0/40.5/35.0/26.5/17.5	44.0/40.5/35.0/26.5/17.5	45.5/42/36/21/19.5	46/43/37/20/19	54/45/40.0/26/20	54.0/48.5/43.5/27.5/20.5
	Indoor	Dimension (WxDxH)	inch	28.70x7.87x11.50	31.57x7.87x11.61	31.57x7.87x11.61	42.60x9.21x13.27	42.60x9.21x13.27	31.57x7.87x11.61	31.57x7.87x11.61	31.57x7.87x11.61	31.57x7.87x11.61	42.64x9.61x13.23	42.60x9.21x13.27
		Packing (WxDxH)	inch	31.10x10.63x14.76	34.45x11.22x14.96	34.45x11.22x14.96	45.47x12.40x16.34	45.47x12.40x16.34	34.45x11.22x14.96	34.45x11.22x14.96	34.45x11.22x14.96	34.45x11.22x14.96	45.47x12.40x16.34	45.47x12.40x16.34
		Net/Gross Weight	lbs.	17.64/23.15	18.96/24.25	18.96/24.25	30.42/39.68	30.86/40.56	18.96/24.47	18.96/24.47	18.96/24.25	18.74/24.25	30.42/39.68	30.86/40.56
	Room temperature	Cooling	°F	60 ~ 90	60 ~ 90	60 ~ 90	60 ~ 90	60 ~ 90	60 ~ 90	60 ~ 90	60 ~ 90	60 ~ 90	60 ~ 90	60 ~ 90
		Heating	°F	32 ~ 86	32 ~ 86	32 ~ 86	32 ~ 86	32 ~ 86	32 ~ 86	32 ~ 86	32 ~ 86	32 ~ 86	32 ~ 86	32 ~ 86
	Liquid Side/Gas Side		Inch	1/4" / 3/8"	1/4" / 3/8"	1/4" / 3/8"	1/4" / 1/2"	3/8" / 5/8"	1/4" / 3/8"	1/4" / 3/8"	1/4" / 3/8"	1/4" / 3/8"	1/4" / 1/2"	3/8" / 5/8"

				HYPER					REGULAR					
OUTDOOR	Outdoor Model			CH-RHP06F9-230VO	CH-RHP09-230VO	CH-RHP12-230VO	CH-RHP18-230VO	CH-RHP24-230VO	CH-RES09-115VO	CH-RES12-115VO	CH-RES09-230VO	CH-RES12-230VO	CH-RES18-230VO	CH-RES24-230VO
	Power Supply	Rated	V, Ph, Hz	208/230,1, 60	208/230,1, 60	208/230,1, 60	208/230,1, 60	208/230,1, 60	115, 1, 60	115, 1, 60	208/230,1, 60	208/230,1, 60	208/230,1, 60	208/230,1, 60
		Voltage Range	V	187-253	187-253	187-253	187-253	187-253	103.5-126.5	103.5-126.5	187-253	187-253	187-253	187-253
	Cooling	Rated Capacity (range)	Btu/h	2,500~11,500	3,600~13,500	3,600~13,500	8,400~20,200	16,800~24,500	2,600~13,000	3,100~10,900	2,600~13,000	2,600~13,700	3,600~20,000	9,700~27,000
		Rated Current	A	3.1	4.0	4.1	9.0	8.4	6.9	10.0	4.6	4.5	6.0	8.0
		EER2		16.0	15.0	13.2	13.0	12.5	15.0	12.5	14.7	12.2	13.5	13.0
		SEER2		25.3	26.0	24.0	21.7	22.3	24.5	23.2	24.6	23.1	24.0	23.5
	Heating at 47°F	Rated Capacity (range)	Btu/h	3,200~10,700	3,800~16,000	3,800~16,000	10,300~23,000	11,800~28,100	4,500~12,800	45,00~12,800	4,200~14,200	4,100~14,400	7,600~22,000	11,300~32,700
		Rated current	A	4.0	4.3	4.3	9.5	11.2	7.6	10.3	3.6	4.3	6.2	10.4
		COP	W/W	3.80	3.63	3.63	3.54	3.05	4.20	3.70	3.66	3.69	3.81	3.08
		HSPF4		14.6	12.5	10.5	10.8	13.3	10.7	10.4	13.0	11.5	11.1	10.0
		HSPF5		11.2	10.1	8.0	8.8	9.6	8.2	7.6	9.5	8.5	8.3	7.7
	Heating at 17°F (AHRI)	Rated capacity	Btu/h	8,600	12,800	12,800	19,800	24,400	8,900	10,200	8,900	9,900	14,500	21,300
	Minimum Circuit Ampacity		A	12	15	15	19	24.9	18	18	12	12	18	24
	Max.Fuse (Outdoor Unit)		A	15	15	15	20	25	20	20	15	15	20	25
	Outdoor Air Flow (Max.)		CFM	1,235.3	1,470.6	1,470.6	1,764.7	2,235.3	1,235.3	1,235.3	1,235.3	1,235.3	1,764.7	2,235.3
	Outdoor Noise Level (Sound Pressure)		dB(A)	53.0	56.0	56.0	59.0	61.0	53.0	53.0	52.5	54.0	59.0	60.0
	Dimension (W×D×H)		inch	30.12x11.93x21.85	31.69x12.99x21.81	31.69x12.99x21.81	35.04x13.46x26.50	37.24x16.14x31.89	30.12x11.93x21.85	30.12x11.93x21.85	30.12x11.93x21.85	30.12x11.93x21.85	35.04x13.46x26.50	37.24x16.14x31.89
	Packing (W×D×H)		inch	34.92x13.27x24.02	36.02x14.57x24.21	36.02x14.57x24.21	39.17x15.67x29.13	42.91x19.69x34.84	34.92x13.27x24.02	34.92x13.27x24.02	34.92x13.27x24.02	34.92x13.27x24.02	39.17x15.67x29.13	42.91x19.69x34.84
	Net/Gross Weight		lbs.	62.17/67.68	72.75/78.70	72.75/78.70	99.87/107.80	130.29/141.31	64.59/70.11	64.59/70.11	62.17/67.68	62.17/67.68	92.59/100.31	122.13/132.28
	Refrigerant Type / Charge		oz.	R454B/32.45	R454B/35.27	R454B/35.27	R454B/55.38	R454B/63.49	R454B/33.51	R454B/33.51	R454B/32.45	R454B/32.45	R454B/47.97	R454B/70.55
	Refrigerant Precharge Length		ft.	25	25	25	25	25	25	25	25	25	25	25
	Additional Charge for Each ft.		oz/ft	0.16	0.16	0.16	0.16	0.32	0.16	0.16	0.16	0.16	0.16	0.32
	Design Pressure		PSIG	550/340	550/340	550/340	550/340	550/340	550/340	550/340	550/340	550/340	550/340	550/340
	Refrigerant Piping Liquid Side/Gas Side		inch	1/4" / 3/8"	1/4" / 3/8"	1/4" / 3/8"	1/4" / 1/2"	3/8" / 5/8"	1/4" / 3/8"	1/4" / 3/8"	1/4" / 3/8"	1/4" / 3/8"	1/4" / 1/2"	3/8" / 5/8"
	Max. Pipe Length		ft.	82	82	82	98.4	164	82	82	82	82	98.4	164
	Max. Difference in Level		ft.	49.2	49.2	49.2	65.6	82	49.2	49.2	49.2	49.2	65.6	82
	Ambient Temperature	Cooling	°F	-22~122	-22~122	-22~122	-22~122	-22~122	-13~122	-13~122	-13~122	-13~122	-13~122	-13~122
		Heating	°F	-22~75	-22~75	-22~75	-22~75	-22~75	-13~75	-13~75	-13~75	-13~75	-13~75	-13~75
	Certifications	ETL		✔	✔	✔	✔	✔	✔	✔	✔	✔	✔	✔
		AHRI		✔	✔	✔	✔	✔	✔	✔	✔	✔	✔	✔
		Energy Star for Cold Climate		✔	✔	✔	✔	✔	✔	✔	✔	✔	✔	✔
		NEEP		✔	✔	✔	✔	✔	✔	✔	✔	✔	✔	✔

CONTROL OPTIONS

- Smart Kit Included with Downloadable C&H app
- Remote Control Included
- 12V Wall Thermostat (Purchased Separately)

Cooper&Hunter

MIA

WALL MOUNTED SINGLE-ZONE MINI SPLIT AIR CONDITIONER

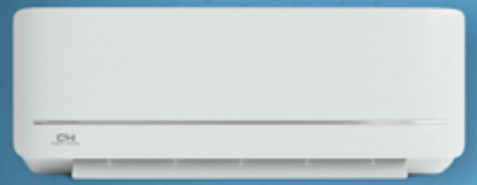

SMART KIT INCLUDED

R454B

CONTROL OPTIONS

- Smart Kit Included with Downloadable C&H app
- Remote Control Included
- 12V Wall Thermostat (Purchased Separately)

FEATURES

- Sleek matte finish
- Inverter Technology
- Turbo Function
- Smart Kit Included
- Silent Function
- LED Display
- Auto Swing (horizontal louvers)
- Comfortable Sleep Mode
- Multiple Fan Speeds
- Self-Cleaning Function
- Follow Me Function
- Line Set, Communication Cable (16 ft.) and Drain Pipe
- One to One, Single-Zone Only

INDOOR

Indoor Model			CH-RLS06MIA-115VI	CH-RLS09MIA-115VI	CH-RLS12MIA-115VI	CH-RLS09MIA-230VI	CH-RLS12MIA-230VI	CH-RLS18MIA-230VI	CH-RLS24MIA-230VI
Power Supply	Rated	V, Ph, Hz	115, 1, 60	115, 1, 60	115, 1, 60	208/230, 1, 60	208/230, 1, 60	208/230, 1, 60	208/230, 1, 60
Rated Capacity	Cooling	Btu/h	6,000	9,000	12,000	9,000	12,000	18,000	24,000
	Heating	Btu/h	7,000	10,000	12,000	10,000	12,000	18,800	24,000
Minimum Circuit Ampacity (MCA)		A	3	3	3	3	3	3	3
Max. Fuse		A	15	15	15	15	15	15	15
Indoor Air Flow (Turbo/Hi/Mi/Lo/Si)		CFM	282.5/235.4/206.0/164.8/117.7	282.5/235.4/206.0/164.8/117.7	341.4/309.0/206.0/176.6/94.2	312.0/264.9/194.2/153.0/105.9	359.0/306.1/206.0/144.2/ /	429.7/388.5/259.0/217.8/ /	729.9/529.7/400.2/329.6/ /
Indoor Noise Level (Turbo/Hi/Mi/Lo/Si)		dB(A)	43.0/37.5/33.5/25.0/18.0	43.0/37.5/33.5/25.0/18.0	45.0/40.5/32.5/25.0/17.5	40.5/35.5/31.5/23.0/18.5	40.5/35.5/31.5/23.0/18.5	40.5/35.5/31.5/23.0/18.5	54.0/45.0/41.5/27.0/21.5
Indoor	Dimension (WxDxH)	inch	28.43x7.36x11.42	28.43x7.36x11.42	31.57x7.44x11.69	28.43x7.36x11.42	31.57x7.44x11.69	37.99x8.46x12.56	42.52x8.90x13.19
	Packing (WxDxH)	inch	31.10x10.63x14.76	31.10x10.63x14.76	34.45x11.22x14.96	31.10x10.63x14.76	34.45x11.22x14.96	41.14x12.01x16.14	45.47x16.34x12.60
	Net/Gross Weight	lbs.	17.42/22.93	17.42/22.93	19.40/25.13	16.98/22.27	19.40/25.13	24.47/32.63	30.64/39.46
Room Temperature	Cooling	°F	60~90	60~90	60~90	60~90	60~90	60~90	60~90
	Heating	°F	32~86	32~86	32~86	32~86	32~86	32~86	32~86
Liquid Side/Gas Side		inch	1/4" / 3/8"	1/4" / 3/8"	1/4" / 3/8"	1/4" / 3/8"	1/4" / 3/8"	1/4" / 1/2"	3/8" / 5/8"

OUTDOOR

Outdoor Model			CH-RLS06MIA-115VO	CH-RLS09MIA-115VO	CH-RLS12MIA-115VO	CH-RLS09MIA-230VO	CH-RLS12MIA-230VO	CH-RLS18MIA-230VO	CH-RLS24MIA-230VO
Power Supply	Rated	V, Ph, Hz	115, 1, 60	115, 1, 60	115, 1, 60	208/230, 1, 60	208/230, 1, 60	208/230, 1, 60	208/230, 1, 60
	Voltage Range	V	103.5-126.5	103.5-126.5	103.5-126.5	187-253	187-253	187-253	187-253
Cooling	Rated Capacity Range	Btu/h	2,200~9,900	2,200~9,900	2,200~12,300	2,300~9,700	1,700~13,300	4,100~19,000	5,500~24,200
	Rated Current	A	8.0	8.0	12.7	5.0	5.0	7.2	10.9
	EER2		12.5	12.5	10.1	12.6	10.8	10.8	10.0
	SEER2		21.5	21.5	21.2	21.2	21.3	19.2	18.7
Heating at 47°F	Rated Capacity Range	Btu/h	4,200~10,200	4,200~10,200	3,400~12,200	4,300~11,100	3,500~13,400	6,200~20,200	6,300~27,000
	Rated current	A	9.8	9.8	11.7	4.0	4.9	8.1	9.6
	COP	W/W	3.29	3.29	3.30	3.20	3.18	3.06	3.31
	HSPF4		9	9	8.7	9.1	9.1	9.6	9.3
	HSPF5		7	7	6.7	7	7	7.5	7.3
Minimum Circuit Ampacity		A	18	18	19	12	13	15	19
Max.Fuse (Outdoor Unit)		A	20	20	20	15	15	20	20
Outdoor Air Flow (Max.)		CFM	1,294.1	1,294.1	1,235.3	1,294.1	1,235.3	1,235.3	1,764.7
Outdoor Noise Level (Sound Pressure)		dB(A)	52.5	52.5	54	53.5	54	56	59.5
Dimension (W×D×H)		inch	30.12x11.93x21.85	30.12x11.93x21.85	30.12x11.93x21.85	30.12x11.93x21.85	30.12x11.93x21.85	31.69x12.99x21.81	35.04x13.46x26.50
Packing (W×D×H)		inch	34.84x14.76x23.81	34.84x14.76x23.81	34.84x14.76x23.81	34.84x14.76x23.81	34.84x14.76x23.81	37.0x16.14x23.81	40.55x17.24x28.74
Net/Gross Weight		lbs.	56.66/62.17	56.66/62.17	61.29/67.02	54.23/59.74	59.08/64.37	72.31/78.48	94.58/102.29
Refrigerant Type / Charge		oz.	R454B/21.52	R454B/21.52	R454B/24.34	R454B/21.52	R454B/24.69	R454B/40.57	R454B/53.62
Refrigerant Precharge Length		ft.	25	25	25	25	25	25	25
Additional Charge for Each ft.		oz/ft	0.16	0.16	0.16	0.16	0.16	0.16	0.32
Design Pressure		PSIG	550/340	550/340	550/340	550/340	550/340	550/340	550/340
Refrigerant Piping Liquid Side/Gas Side		inch	1/4" / 3/8"	1/4" / 3/8"	1/4" / 3/8"	1/4" / 3/8"	1/4" / 3/8"	1/4" / 1/2"	3/8" / 5/8"
Max. Pipe Length		ft.	82	82	82	82	82	98.4	164
Max. Difference in Level		ft.	49.2	49.2	49.2	49.2	49.2	65.6	82
Ambient Temperature	Cooling	°F	5~122	5~122	5~122	5~122	5~122	5~122	5~122
	Heating	°F	5~75	5~75	5~75	5~75	5~75	5~75	5~75
Certifications	ETL		✔	✔	✔	✔	✔	✔	✔
	AHRI		✔	✔	✔	✔	✔	✔	✔
	Energy Star for Cold Climate		✔	✔		✔			✔
	NEEP		✔	✔	✔	✔	✔	✔	✔

Ceiling Cassette

*Panel sold separately,
not included with Unit.

UP TO 22.6 SEER2

9K, 12K, 18K, 24K, 36K, 48K Btu/h

SMART KIT BUILT IN

R454B

Wall Thermostat should be connected to the unit to be Smart

CONTROL OPTIONS

- Smart Kit Built In with Downloadable C&H app
- Remote Control Included
- 12V Wall Thermostat

Line Set Model 3/4"	Line Set Model 1/2"	Line Set Size
PJX-N1-C16FTW-MAX	PJX-N1-C16FTW-MAX-i05	1/4" – 3/8"
PJX-N1-C25FTW-MAX	PJX-N1-C25FTW-MAX-i05	1/4" – 3/8"
PJX-N1-C50FTW-MAX	PJX-N1-C50FTW-MAX-i05	1/4" – 3/8"
PJX-N2-C16FTW-MAX	PJX-N2-C16FTW-MAX-i05	1/4" – 1/2"
PJX-N2-C25FTW-MAX	PJX-N2-C25FTW-MAX-i05	1/4" – 1/2"
PJX-N2-C50FTW-MAX	PJX-N2-C50FTW-MAX-i05	1/4" – 1/2"
PJX-N3-C16FTW-MAX	PJX-N3-C16FTW-MAX-i05	3/8" – 5/8"
PJX-N3-C25FTW-MAX	PJX-N3-C25FTW-MAX-i05	3/8" – 5/8"
PJX-N3-C50FTW-MAX	PJX-N3-C50FTW-MAX-i05	3/8" – 5/8"
PJX-N4-C25FTW-MAX		3/8" – 3/4"
PJX-N4-C50FTW-MAX		3/8" – 3/4"
PJX-N6-C25FTW-MAX		3/8" – 7/8"
PJX-N6-C50FTW-MAX		3/8" – 7/8"

Refrigerant Sensor

Humidity Sensor

INDOOR

						LIGHT COMMERCIAL					LIGHT COMMERCIAL	
Ceiling Cassette PRO (Model Numbers)			CH-RSH09-12MCT (Dip Switch for 9K)	CH-RSH09-12MCT (Dip Switch for 12K)	CH-RSH18MCT	CH-RSH24MCT	CH-RSH36LCCT	CH-RSH48LCCT	CH-RSH09-12MCT (Dip Switch 9)	CH-RSH09-12MCT (Dip Switch 12)	CH-RSH18MCT	CH-RSH24MCT	CH-RSH36LCCT	CH-RSH48LCCT
Ceiling Cassette (Model Numbers)			CH-RH09MCT	CH-RH12MCT	CH-RH18MCT	CH-RH24MCT	CH-RH36LCCT	CH-RH48LCCT	CH-RH09MCT	CH-RH12MCT	CH-RH18MCT	CH-RH24MCT	CH-RH36LCCT	CH-RH48LCCT
Panel Model Number			CH-NPNL09-18CT	CH-NPNL09-18CT	CH-NPNL09-18CT	CH-NPNL24-48CT	CH-NPNL24-48CT	CH-NPNL24-48CT	CH-NPNL09-18CT	CH-NPNL09-18CT	CH-NPNL09-18CT	CH-NPNL24-48CT	CH-NPNL24-48CT	CH-NPNL24-48CT
Power Supply	Rated	V, Ph, Hz	208/230,1, 60	208/230,1, 60	208/230,1, 60	208/230,1, 60	208/230,1, 60	208/230,1, 60	208/230,1, 60	208/230,1, 60	208/230,1, 60	208/230,1, 60	208/230,1, 60	208/230,1, 60
Rated Capacity	Cooling	Btu/h	9,000	12,000	16,000	23,400	36,600	48,000	9,000	12,000	16,800	24,000	36,000	48,000
	Heating	Btu/h	10,000	12,000	19,000	25,000	37,000	53,000	10,000	12,000	18,000	25,000	38,000	50,000
Minimum Circuit Ampacity (MCA)		A	3	3	3	3	3	3	3	3	3	3	3	3
Max. Fuse		A	15	15	15	15	15	15	15	15	15	15	15	15
Indoor Air Flow (Turbo/Hi/Mi/Lo/Si)		CFM	417.9/364.9/306.1/ 194.2/147.2	417.9/364.9/306.1/ 194.2/147.2	447.3/388.5/317.8/ 194.2/147.2	765.2/706.3/635.7/ 547.4/N/A	1041.8/947.6/853.5/ 753.4/659.2	1236.1/1124.2/1018.3/ 800.5/688.7	417.9/364.9/306.1/ 194.2/147.2	417.9/364.9/306.1/ 194.2/147.2	447.3/388.5/317.8/ 194.2/147.2	765.2/706.3/635.7/ 547.4/N/A	1041.8/947.6/853.5/ 753.4/659.2	1236.1/1124.2/1018.3/ 800.5/688.7
Indoor Noise Level (Turbo/Hi/Mi/Lo/Si)		dB(A)	42.5/40/37.5/26/24	46/43.5/40.5/27.5/26	48/44.5/41/27.5/23.5	48.5/45/42.5/33.5/N/A	54/52.5/47/39.5/36.5	56/52.5/50/42.5/38.5	42.5/40/37.0/26.0/24.0	46/42.0/38.5/26.5/24.0	48/44.0/41.0/28.5/24.5	N/A/45.5/43.0/33.5/30.5	N\A/52.0/47.5/40.0/38.00	N\A/52.0/49.5/41.5/38.00
Indoor	Dimension (WxDxH)	inch	22.44x22.44x9.65	22.44x22.44x9.65	22.44x22.44x9.65	32.68x32.68x8.07	32.68x32.68x9.65	32.68x32.68x11.30	22.44x22.44x9.65	22.44x22.44x9.65	22.44x22.44x9.65	32.68x32.68x8.07	32.68x32.68x9.65	32.68x32.68x11.30
	Packing (WxDxH)	inch	28.15x25.20x11.61	28.15x25.20x11.61	28.15x25.20x11.61	35.83x35.83x9.84	35.83x35.83x11.42	35.83x35.83x12.99	28.15x25.20x11.61	28.15x25.20x11.61	28.15x25.20x11.61	35.83x35.83x9.84	35.83x35.83x11.42	35.83x35.83x12.99
	Net/Gross Weight	lbs.	35.27/41.89	35.27/41.89	35.27/41.89	47.18/59.08	59.30/71.43	64.59/76.06	35.27/41.89	35.27/41.89	35.27/41.89	47.18/59.08	59.30/71.43	64.59/76.06
Room Temperature	Cooling	°F	60~90	60~90	60~90	60~90	60~90	60~90	62~90	62~90	62~90	60~90	60~90	60~90
	Heating	°F	32~86	32~86	32~86	32~86	32~86	32~86	32~86	32~86	32~86	32~86	32~86	32~86
Liquid Side/Gas Side		inch	1/4"/3/8"	1/4"/3/8"	1/4"/1/2"	3/8"/5/8"	3/8"/3/4"	3/8"/3/4"	1/4"/3/8"	1/4"/3/8"	1/4"/1/2"	3/8"/5/8"	3/8"/3/4"	3/8"/3/4"

OUTDOOR

			HYPER				LIGHT COMMERCIAL		REGULAR				LIGHT COMMERCIAL	
Outdoor Model			CH-RHP09-230VO	CH-RHP12-230VO	CH-RHP18-230VO	CH-RHP24-230VO	CH-RHP36LCU-230VO	CH-RHP48LCU-230VO	CH-RES09-230VO	CH-RES12-230VO	CH-RES18-230VO	CH-RES24-230VO	CH-R36LCU-230VO	CH-R48LCU-230VO
Power Supply	Rated	V, Ph, Hz	208/230,1, 60	208/230,1, 60	208/230,1, 60	208/230,1, 60	208/230,1, 60	208/230,1, 60	208/230,1, 60	208/230,1, 60	208/230,1, 60	208/230,1, 60	208/230,1, 60	208/230,1, 60
	Voltage Range	V	187-253	187-253	187-253	187-253	187-253	187-253	187-253	187-253	187-253	187-253	187-253	187-253
Cooling	Rated Capacity Range	Btu/h	3,700~13,600	3,800~15,100	7,000~18,500	12,800~26,200	4,900-38,000	4,900-52,700	3,700~12,000	3,700~14,000	5,300~17,800	12,300~26,800	6,400-39,800	10,600-50,400
	Rated Current	A	4.8	4.6	8	8.9	13.5	21.0	4.5	4.3	6.1	8.8	16.4	22.5
	EER2		14	12.5	12.5	12	12	10	14.3	12.5	12.5	12	9.6	9.5
	SEER2		22.6	22.2	20	20.7	21.2	18	21.6	21.1	20.7	22	20	19
Heating at 47°F	Rated Capacity Range	Btu/h	5,100~15,700	5,300~16,200	8,700~20,000	11,500~30,700	11,400-44,600	19,000-57,400	4,700~13,700	4,700~15,000	7,100~21,500	11,600~33,100	14,400~42,200	19,900-61,700
	Rated current	A	3.3	4.4	11	9.5	14.1	22	3.3	4.3	7.2	10.2	15	22.1
	COP	W/W	4.00	3.70	3.18	3.54	3.43	3.09	4.00	3.55	3.36	3.20	3.31	2.96
	HSPF4		12.1	11.6	12.3	11.6	10.6	11.0	11.3	10.4	11.4	10.5	10.3	9.9
	HSPF5		9.3	8.9	9.5	9.2	7.9	7.7	8.8	7.9	8.5	8.1	8.8	8.8
Minimum Circuit Ampacity		A	15	15	19	24.9	38	44	12	12	18	24	33	39
Max.Fuse (Outdoor Unit)		A	15	15	20	25	40	45	15	15	20	25	35	40
Outdoor Air Flow (Max.)		CFM	1,471.5	1,471.5	1,765.8	2,236.7	3,001.9	4,237.9	1,236.1	1,236.1	1,765.8	2,236.7	2,413.3	4,237.9
Outdoor Noise Level (Sound Pressure)		dB(A)	55	57	57.5	61.5	64.5	62.5	54.5	54.5	57.5	59.5	63	62.5
Dimension (W×D×H)		inch	31.69x12.99x21.81	31.69x12.99x21.81	35.04x13.46x26.50	37.24x16.14x31.89	38.58x16.34x38.39	37.48x16.34x52.48	30.12x11.93x21.85	30.12x11.93x21.85	35.04x13.46x26.50	37.24x16.14x31.89	37.24x16.14x31.89	37.48x16.34x52.48
Packing (W×D×H)		inch	36.02x14.57x24.21	36.02x14.57x24.21	39.17x15.67x29.13	42.91x19.68x34.84	45.08x19.68x42.52	43.11x19.49x57.48	34.92x13.27x24.02	34.92x13.27x24.02	39.17x15.67x29.13	42.91x19.68x34.84	42.91x19.68x34.84	43.11x19.49x57.48
Net/Gross Weight		lbs.	72.75/78.70	72.75/78.70	99.87/107.80	130.29/141.31	206.57/237.44	208.78/239.86	62.17/67.68	62.17/67.68	92.59/100.31	122.13/132.28	152.34/162.48	208.78/239.86
Refrigerant Type / Charge		oz.	R454B/35.27	R454B/35.27	R454B/55.38	R454B/63.49	R454B/126.99	R454B/126.99	R454B/32.45	R454B/32.45	R454B/47.97	R454B/ 70.55	R454B/91.71	R454B/126.99
Refrigerant Precharge Length		ft.	25	25	25	25	25	25	25	25	25	25	25	25
Additional Charge for Each ft.		oz/ft	0.16	0.16	0.16	0.32	0.32	0.32	0.16	0.16	0.16	0.32	0.32	0.32
Design Pressure		PSIG	550/340	550/340	550/340	550/340	550/340	550/340	550/340	550/340	550/340	550/340	550/340	550/340
Refrigerant Piping Liquid Side/Gas Side		inch	1/4"/3/8"	1/4"/3/8"	1/4"/1/2"	3/8"/5/8"	3/8"/3/4"	3/8"/3/4"	1/4"/3/8"	1/4"/3/8"	1/4"/1/2"	3/8"/5/8"	3/8"/3/4"	3/8"/3/4"
Max. Pipe Length		ft.	82.00	82.00	98.40	164.00	246.00	246.00	82.00	82.00	98.40	164.00	246.00	246.00
Max. Difference in Level		ft.	49.20	49.20	65.60	82.00	98.40	98.40	49.20	49.20	65.60	82.00	98.40	98.40
Ambient Temperature	Cooling	°F	-22~122	-22~122	-22~122	-22~122	-22~122	-22~122	-13~122	-13~122	-13~122	-13~122	-13~122	-13~122
	Heating	°F	-22~75	-22~75	-22~75	-22~75	-22~75	-22~75	-13~75	-13~75	-13~75	-13~75	-13~75	-13~75
Certifications	ETL		✔	✔	✔	✔	✔	✔	✔	✔	✔	✔	✔	✔
	AHRI		✔	✔	✔	✔	✔	✔	✔	✔	✔	✔	✔	✔
	Energy Star for Cold Cliimate		✔	✔	✔	✔	✔	✔	✔	✔	✔	✔	✔	✔
	NEEP		✔	✔	✔	✔	✔	✔	✔	✔	✔	✔	✔	✔

One-Way Cassette

SMART KIT BUILT IN

R454B

Wall Thermostat should be connected to the unit to be Smart

Refrigerant Sensor

Humidity Sensor

Line Set Model 3/4"	Line Set Model 1/2"	Line Set Size
PJX-N1-C16FTW-MAX	PJX-N1-C16FTW-MAX-i05	1/4" – 3/8"
PJX-N1-C25FTW-MAX	PJX-N1-C25FTW-MAX-i05	1/4" – 3/8"
PJX-N1-C50FTW-MAX	PJX-N1-C50FTW-MAX-i05	1/4" – 3/8"
PJX-N2-C16FTW-MAX	PJX-N2-C16FTW-MAX-i05	1/4" – 1/2"
PJX-N2-C25FTW-MAX	PJX-N2-C25FTW-MAX-i05	1/4" – 1/2"
PJX-N2-C50FTW-MAX	PJX-N2-C50FTW-MAX-i05	1/4" – 1/2"
PJX-N3-C16FTW-MAX	PJX-N3-C16FTW-MAX-i05	3/8" – 5/8"
PJX-N3-C25FTW-MAX	PJX-N3-C25FTW-MAX-i05	3/8" – 5/8"
PJX-N3-C50FTW-MAX	PJX-N3-C50FTW-MAX-i05	3/8" – 5/8"
PJX-N4-C25FTW-MAX		3/8" – 3/4"
PJX-N4-C50FTW-MAX		3/8" – 3/4"
PJX-N6-C25FTW-MAX		3/8" – 7/8"
PJX-N6-C50FTW-MAX		3/8" – 7/8"

Designed for smaller spaces and fits perfectly between structural ceiling beams.

INDOOR

Indoor Model			CH-RSH06-12MCT1W (Dip Switch 6)	CH-RSH06-12MCT1W (Dip Switch 9)	CH-RSH06-12MCT1W (Dip Switch 12)	CH-RSH18MCT1W	CH-RSH06-12MCT1W (Dip Switch 9)	CH-RSH06-12MCT1W (Dip Switch 12)	CH-RSH18MCT1W
Power Supply	Rated	V, Ph, Hz	208/230,1, 60	208/230,1, 60	208/230,1, 60	208/230,1, 60	208/230,1, 60	208/230,1, 60	208/230,1, 60
Rated Capacity	Cooling	Btu/h	6,500	9,000	12,000	16,700	9,000	12,000	18,000
	Heating	Btu/h	7,400	10,900	12,500	20,000	11,000	12,000	18,000
Minimum Circuit Ampacity (MCA)		A	3	3	3	3	3	3	3
Max. Fuse		A	15	15	15	15	15	15	15
Indoor Air Flow (Turbo/Hi/Mi/Lo/Si)		CFM	353.2/312.0/282.5/ 247.2/176.6	353.2/312.0/282.5/ 247.2/176.6	353.2/312.0/282.5/ 247.2/176.6	400.2/352.0/300.2/ 207.2 / N\A	353.2/312/282.5/ 247.2/ N\A	353.2/312.0 282.5/ 247.2/176.6	400.2/352.0/300.2/ 207.2/ N\A
Indoor Noise Level (Hi/Mi/Lo)		dB(A)	37.5/35.5/26	38/36/33	41/37/33	44/41.5/31	38.5/34/24	43/37.5/26	44/41/29.5
Indoor	Dimension (WxDxH)	inch	50.31x13.19x8.98	50.31x13.19x8.98	50.31x13.19x8.98	50.31x13.19x8.98	50.31x13.19x8.98	50.31x13.19x8.98	50.31x13.19x8.98
	Packing (WxDxH)	inch	57.60x22.48x22.64	57.60x22.48x22.64	57.60x22.48x22.64	57.60x22.48x22.64	57.60x22.48x22.64	57.60x22.48x22.64	57.60x22.48x22.64
	Net/Gross Weight	lbs.	45.19/82.45	45.19/82.45	45.19/82.45	45.19/82.45	45.19/82.45	45.19/82.45	45.19/82.89
Room Temperature	Cooling	°F	60~90	60~90	60~90	60~90	60~90	60~90	60~90
	Heating	°F	32~86	32~86	32~86	32~86	32~86	32~86	32~86
Liquid Side/Gas Side		inch	1/4"/3/8"	1/4"/3/8"	1/4"/3/8"	1/4"/1/2"	1/4"/3/8"	1/4"/3/8"	1/4"/1/2"

OUTDOOR

Outdoor Model			HYPER CH-RHP06F9-230VO	HYPER CH-RHP09-230VO	HYPER CH-RHP12-230VO	HYPER CH-RHP18-230VO	REGULAR CH-RES09-230VO	REGULAR CH-RES12-230VO	REGULAR CH-RES18-230VO
Power Supply	Rated	V, Ph, Hz	208/230,1, 60	208/230,1, 60	208/230,1, 60	208/230,1, 60	208/230,1, 60	208/230,1, 60	208/230,1, 60
	Voltage Range	V	187-253	187-253	187-253	187-253	187-253	187-253	187-253
Cooling	Rated Capacity (range)	Btu/h	3,600~11,200	4,000~12,900	4,000~13,900	5,700~19,000	3,700~11,400	3,900~13,800	4,000~18,800
	Rated Current	A	3	4.5	4.3	8.3	4.2	4.4	6.4
	EER2		15	14.6	13	12.5	14.4	12.3	12.5
	SEER2		22	24	23	20.6	22.1	22.1	22.2
Heating at 47°F	Rated Capacity Range	Btu/h	3,700~11,500	3,800~13,900	4,600~15,200	8,900~22,000	4,100~14,300	4,700~15,300	7,600~22,800
	Rated current	A	4.0	3.8	4.6	12	4.4	4.7	7.1
	COP	W/W	3.75	3.71	3.56	3.01	3.20	3.40	3.30
	HSPF4		12.0	12.1	10	12.2	11.8	10	12.2
	HSPF5		10.3	9.5	8	9.2	9.0	7.8	8.6
Minimum Circuit Ampacity		A	12	15	15	19	12	12	18
Max.Fuse (Outdoor Unit)		A	15	15	15	20	15	15	20
Outdoor Air Flow (Max.)		CFM	1236.1	1471.5	1471.5	1765.8	1236.1	1236.1	1765.8
Outdoor Noise Level (Sound Pressure)		dB(A)	53.5	54.5	56	59	54.5	54.5	57.5
Dimension (W×D×H)		inch	30.12x11.93x21.85	31.69x12.99x21.81	31.69x12.99x21.81	35.04x13.46x26.50	30.12x11.93x21.85	30.12x11.93x21.85	35.04x13.46x26.50
Packing (W×D×H)		inch	34.92x13.27x24.02	36.02x14.57x24.21	36.02x14.57x24.21	39.17x15.67x29.13	34.92x13.27x24.02	34.92x13.27x24.02	39.17x15.67x29.13
Net/Gross Weight		lbs.	62.17/67.68	72.75/78.70	72.75/78.70	99.87/107.80	62.17/67.68	62.17/67.68	92.59/100.31
Refrigerant Type / Charge		oz.	R454B/ 32.45	R454B/35.27	R454B/ 35.27	R454B/55.38	R454B/32.45	R454B/32.45	R454B/47.97
Refrigerant Precharge Length		ft.	25	25	25	25	25	25	25
Additional Charge for Each ft.		oz/ft	0.16	0.16	0.16	0.16	0.16	0.16	0.16
Design Pressure		PSIG	550/340	550/340	550/340	550/340	550/340	550/340	550/340
Refrigerant Piping Liq. Side / Gas Side		inch	1/4"/3/8"	1/4"/3/8"	1/4"/3/8"	1/4"/1/2"	1/4"/3/8"	1/4"/3/8"	1/4"/1/2"
Max. Pipe Length		ft.	82.02	82.02	82.02	98.42	82.00	82.00	98.40
Max. Difference in Level		ft.	49.21	49.21	49.21	65.62	49.20	49.20	65.60
Ambient Temperature	Cooling	°F	-22~122	-22~122	-22~122	-22~122	-13~122	-13~122	-13~122
	Heating	°F	-22~75	-22~75	-22~75	-22~75	-13~75	-13~75	-13~75
Certifications	ETL		✔	✔	✔	✔	✔	✔	✔
	AHRI		✔	✔	✔	✔	✔	✔	✔
	Energy Star for Cold Climate		✔	✔	✔	✔	✔	✔	✔
	NEEP		✔	✔	✔	✔	✔	✔	✔

CONTROL OPTIONS

- Smart Kit Built In with Downloadable C&H app
- Remote Control Included
- 12V Wall Thermostat

Panel Dimensions (WxDxH)	in	53.25 x 18.5 x 1

This panel dimension applies for all the indoor units (Panel Included).

MINI FLOOR CONSOLE
9K, 12K AND 16K Btu/h
REGULAR OR HYPER | SINGLE OR MULTI-ZONE

CONTROL OPTIONS
- Smart Kit Built In with Downloadable C&H app
- Remote Control Included
- 12V Wall Thermostat

Wall Thermostat should be connected to the unit to be Smart

FEATURES

- Compact Design
- Dual Air Outlets
- Refrigerant leakage detection sensor
- Humidity sensor
- Multiple Fan Speed Settings
- Smart Kit Built-In

				HYPER			REGULAR		
INDOOR	Indoor Model			CH-RSH09MMC	CH-RSH12MMC	CH-RSH16MMC	CH-RSH09MMC	CH-RSH12MMC	CH-RSH16MMC
	Power Supply	Rated	V, Ph, Hz	208/230,1, 60	208/230,1, 60	208/230,1, 60	208/230,1, 60	208/230,1, 60	208/230,1, 60
	Rated Capacity	Cooling	Btu/h	9,000	12,000	16,000	9,000	12,000	16,000
		Heating	Btu/h	9,000	12,000	17,000	9,000	12,000	17,000
	Minimum Circuit Ampacity (MCA)		A	3	3	3	3	3	3
	Max. Fuse		A	15	15	15	15	15	15
	Indoor Air Flow (Turbo/Hi/Mi/Lo/Si)		CFM	441.4/376.7/323.7/188.4/129.5	441.4/376.7/323.7/188.4/129.5	500.3/441.4/382.6/323.7/206.0	441.4/376.7/323.7/188.4/129.5	441.4/376.7/323.7/188.4/129.5	500.3/441.4/382.6/323.7/206.0
	Indoor Noise Level (Turbo/Hi/Mi/Lo/Si)		dB(A)	45/41.0/37.5/25.5/22	44/40.5/37.0/26.5/24	47/43.5/40.5/30.5/25.5	42/39.0/34.5/29.5/19.5	42/39/34.5/29.5/23.5	N\A/41.5/39.0/28.5/24.0
	Indoor	Dimension (WxDxH)	inch	31.26x7.87x24.45	31.26x7.87x24.45	31.26x7.87x24.45	31.26x7.87x24.45	31.26x7.87x24.45	31.26x7.87x24.45
		Packing (WxDxH)	inch	34.06x11.02x28.31	34.06x11.02x28.31	34.06x11.02x28.31	34.06x11.02x28.31	34.06x11.02x28.31	34.06x11.02x28.31
		Net/Gross Weight	lbs.	32.85/41.89	32.85/41.89	32.85/41.89	32.85/41.89	32.85/41.89	32.85/41.89
	Room Temperature	Cooling	°F	60~90	60~90	60~90	60~90	60~90	60~90
		Heating	°F	32~86	32~86	32~86	32~86	32~86	32~86
	Liquid Side/Gas Side		inch	1/4"/3/8"	1/4"/1/2"	1/4"/1/2"	1/4"/3/8"	1/4"/3/8"	1/4"/1/2"

				HYPER			REGULAR		
OUTDOOR	Outdoor Model			CH-RHP09-230VO	CH-RHP12-230VO	CH-RHP18-230VO	CH-RES09-230VO	CH-RES12-230VO	CH-RES18-230VO
	Power Supply	Rated	V, Ph, Hz	208/230,1, 60	208/230,1, 60	208/230,1, 60	208/230,1, 60	208/230,1, 60	208/230,1, 60
		Voltage Range	V	187-253	187-253	187-253	187-253	187-253	187-253
	Cooling	Rated Capacity Range	Btu/h	3,700~13,700	3,700~14,000	6,500~17,200	4,000~12,900	4,000~13,100	4,700~18,000
		Rated Current	A	4.2	4.3	8	4.2	4.2	5.8
		EER2		15.1	12.5	12.5	16.2	12.7	12.5
		SEER2		27.2	25.0	20	26	24.6	23.8
	Heating at 47°F	Rated Capacity Range	Btu/h	4,400~16,100	4,400~16,100	6,500~20,000	5,100~12,700	5,100~12,900	7,300~22,900
		Rated current	A	4.1	4	8	4.6	4	6.7
		COP	W/W	4.43	3.88	2.85	4.35	3.9	3.37
		HSPF4		10.9	10.5	10.3	13.9	11	13.5
		HSPF5		8.9	8.3	8.7	10	8.2	9.4
	Minimum Circuit Ampacity		A	15	15	19	12	12	18
	Max.Fuse (Outdoor Unit)		A	15	15	20	15	15	20
	Outdoor	Dimension (WxDxH)	inch	31.69x12.99x21.81	31.69x12.99x21.81	35.04x13.46x26.50	30.12x11.93x21.85	30.12x11.93x21.85	35.04x13.46x26.50
		Packing (WxDxH)	inch	36.02x14.57x24.21	36.02x14.57x24.21	39.17x15.67x29.13	34.92x13.27x24.02	34.92x13.27x24.02	39.17x15.67x29.13
		Net/Gross Weight	lbs.	72.75/78.70	72.75/78.70	99.87/107.80	62.17/67.68	62.17/67.68	92.59/100.31
	Refrigerant Type / Charge		oz.	R454B/35.27	R454B/35.27	R454B/55.38	R454B/32.45	R454B/32.45	R454B/47.97
	Refrigerant Precharge Length		ft.	25	25	25	25	25	25
	Additional Charge for Each ft.		oz/ft	0.16	0.16	0.16	0.16	0.16	0.16
	Design Pressure		PSIG	550/340	550/340	550/340	550/340	550/340	550/340
	Refrigerant Piping Liquid Side/Gas Side		inch	1/4"/3/8"	1/4"/1/2"	1/4"/1/2"	1/4"/3/8"	1/4"/3/8"	1/4"/1/2"
	Max. Pipe Length		ft.	82	82	98.40	82	82	98.40
	Max. Difference in Level		ft.	49.20	49.20	65.60	49.20	49.20	65.60
	Ambient Temperature	Cooling	°F	-22~122	-22~122	-22~122	60~90	60~90	60~90
		Heating	°F	-22~75	-22~75	-22~75	32~86	32~86	32~86
	Certifications	ETL		✔	✔	✔	✔	✔	✔
		AHRI		✔	✔	✔	✔	✔	✔
		Energy Star for Cold Climates		✔	✔	✔	✔	✔	✔
		NEEP		✔	✔	✔	✔	✔	✔

Universal **Floor Ceiling**

SMART KIT BUILT IN

R454B

Wall Thermostat should be connected to the unit to be Smart

18K, 24K, 36K, 48K, 60K Btu/h

UP TO 22.3 SEER2

CONTROL OPTIONS

- Smart Kit Built In with Downloadable C&H app
- Remote Control Included
- 12V Wall Thermostat

Refrigerant Sensor

Humidity Sensor

				HYPER		LIGHT COMMERCIAL			REGULAR		LIGHT COMMERCIAL		
INDOOR	Indoor Model			CH-RSH18MFC	CH-RSH24MFC	CH-RSH36LCFC	CH-RSH48LCFC	CH-RSH60LCFC	CH-RSH18MFC	CH-RSH24MFC	CH-RSH36LCFC	CH-RSH48LCFC	CH-RSH60LCFC
	Power Supply	Rated	V, Ph, Hz	208/230,1, 60	208/230,1, 60	208/230,1, 60	208/230,1, 60	208/230,1, 60	208/230,1, 60	208/230,1, 60	208/230,1, 60	208/230,1, 60	208/230,1, 60
	Rated Capacity	Cooling	Btu/h	17,000	22,000	36,400	48,000	54,000	18,000	24,000	36,000	48,000	54,000
		Heating	Btu/h	19,000	26,000	38,000	52,000	60,000	18,000	24,400	38,000	50,000	60,000
	Minimum Circuit Ampacity (MCA)		A	1.9	2.5	3	3	3	1.9	2.5	3	3	3
	Max. Fuse		A	15	15	15	15	15	15	15	15	15	15
	Indoor Air Flow (Turbo/Hi/Mi/Lo/Si)		CFM	576.8/547.4/485.6/ 420.8/ N\A	735.8/706.3/606.3/ 453.2/376.7	1224.3/1088.9/988.8/ w765.2/653.3	1353.8/1236.1/1083.0/ 800.5/665.1	1365.6/1236.1/1118.3/ 882.9/777.0	576.8/547.4/485.6/ 420.8/ N\A	735.8/706.3/606.3/ 453.2/376.7	1224.3/1088.9/988.8/ 765.2/653.3	1353.8/1236.1/1083.0/ 800.5/665.1	1365.6/1236.1/1118.3/ 882.9/777.0
	Indoor Noise Level (Turbo/Hi/Mi/Lo/Si)		dB(A)	45/42.5/39.5/30.5/29	51.5/49/45/34/29	N\A/51/45.5/39/35	54/53.0/48.5/39/35	N\A/54.5/49/42/39	N\A/43.0/40.0/32.0/29.0	51.5/49/45/34/29	50.5/49/44.5/37/33	N\A/53/49/39/34.5	N\A/54.5/49.5/41.5/38.5
	Indoor	Dimension (WxDxH)	inch	42.05x26.57x9.25	42.05x26.57x9.25	64.96x26.57x9.25	64.96x26.57x9.25	64.96x26.57x9.25	42.05x26.57x9.25	42.05x26.57x9.25	64.96x26.57x9.25	64.96x26.57x9.25	64.96x26.57x9.25
		Packing (WxDxH)	inch	45.08x29.72x12.52	45.08x29.72x12.52	67.91x29.72x12.52	67.91x29.72x12.52	67.91x29.72x12.52	45.08x29.72x12.52	45.08x29.72x12.52	67.91x29.72x12.52	67.91x29.72x12.52	67.91x29.72x12.52
		Net/Gross Weight	lbs.	58.42/70.55	61.29/73.19	88.85/104.94	89.07/105.16	95.24/111.33	58.42/70.55	61.29/73.19	88.85/104.94	89.07/105.16	95.24/111.33
	Room Temperature	Cooling	°F	60~90	60~90	60~90	60~90	60~90	60~90	60~90	60~90	60~90	60~90
		Heating	°F	32~86	32~86	32~86	32~86	32~86	32~86	32~86	32~86	32~86	32~86
	Liquid Side/Gas Side		inch	1/4"/1/2"	3/8"/5/8"	3/8"/3/4"	3/8"/3/4"	3/8"/3/4"	1/4"/1/2"	3/8"/5/8"	3/8"/3/4"	3/8"/3/4"	3/8"/3/4"

				HYPER		LIGHT COMMERCIAL			REGULAR		LIGHT COMMERCIAL		
OUTDOOR	Outdoor Model			CH-RHP18-230VO	CH-RHP24-230VO	CH-RHP36LCU-230VO	CH-RHP48LCU-230VO	CH-RHP60LCU-230VO	CH-RES18-230VO	CH-RES24-230VO	CH-R36LCU-230VO	CH-R48LCU-230VO	CH-R60LCU-230VO
	Power Supply	Rated	V, Ph, Hz	208/230,1, 60	208/230,1, 60	208/230,1, 60	208/230,1, 60	208/230,1, 60	208/230,1, 60	208/230,1, 60	208/230,1, 60	208/230,1, 60	208/230,1, 60
		Voltage Range	V	187-253	187-253	187-253	187-253	187-253	187-253	187-253	187-253	187-253	187-253
	Cooling	Rated Capacity Range	Btu/h	7,400~19,200	12,700~25,600	6,100~38,300	6,700~53,500	20,000~54,500	7,000~19,300	11,100~29,000	7,300~39,500	10,100~50,000	15,000~54,500
		Rated Current	A	8.7	8.2	13.3	22.5	26.2	6.4	8.6	15.3	22	24.6
		EER2		12.5	12	12	9.4	9	12.5	12.2	10.1	9.5	9.5
		SEER2		20.4	20.4	20	18.5	18	22.3	21.1	20	19.8	19.5
	Heating at 47°F	Rated Capacity Range	Btu/h	8,300~20,700	11,300~29,500	11,100~45,400	18,800~58,700	21,700~65,500	7,200~22,200	11,800~32,600	14,100~40,400	15,800~59,100	20,200~60,000
		Rated current	A	11	10.1	15.1	24.2	26.1	7.2	10.4	14.3	22.6	26.2
		COP	W/W	3.07	3.34	3.29	2.86	3.02	3.30	2.99	3.34	2.82	3.05
		HSPF4		10.3	12.1	10.8	10.1	10.7	10.4	11.1	10	10.2	9.5
		HSPF5		8.2	9.8	8.9	8.0	8.5	8.0	8.4	7.7	7.8	7.2
	Minimum Circuit Ampacity		A	19	24.9	38	44	44	18	24	33	39	42
	Max.Fuse (Outdoor Unit)		A	20	25	40	45	45	20	25	35	40	45
	Outdoor Air Flow (Max.)		CFM	1,765.8	2,236.7	3,001.9	4,237.9	4,237.9	1,765.8	2,236.7	2,413.3	4,237.9	4,237.9
	Outdoor Noise Level (Sound Pressure)		dB(A)	58	61.5	65	64.5	64.5	57	59	64	62.5	63.5
	Dimension (W×D×H)		inch	35.04x13.46x26.50	37.24x16.14x31.89	38.58x16.34x38.39	37.48x16.34x52.48	37.48x16.34x52.48	35.04x13.46x26.50	37.24x16.14x31.89	37.24x16.14x31.89	37.48x16.34x52.48	37.48x16.34x52.48
	Packing (W×D×H)		inch	39.17x15.67x29.13	42.91x19.68x34.84	45.08x19.68x42.52	43.11x19.49x57.48	43.11x19.49x58.27	39.17x15.67x29.13	42.91x19.69x34.84	42.91x19.68x34.84	43.11x19.49x57.48	43.11x19.49x58.27
	Net/Gross Weight		lbs.	99.87/107.80	130.29/141.31	206.57/237.44	208.78/239.86	230.38/261.69	42.0/45.5	55.4/60.0	152.34/162.48	208.78/239.86	209.44/240.08
	Refrigerant Type / Charge		oz.	R454B/55.38	R454B/63.49	R454B/126.99	R454B/126.99	R454B/151.68	R454B/47.97	R454B/70.55	R454B/91.71	R454B/126.99	R454B/144.62
	Refrigerant Precharge Length		ft.	25	25	25	25	25	25	25	25	25	25
	Additional Charge for Each ft.		oz/ft	0.16	0.32	0.32	0.32	0.32	0.16	0.32	0.32	0.32	0.32
	Design Pressure		PSIG	550/340	550/340	550/340	550/340	550/340	550/340	550/340	550/340	550/340	550/340
	Refrigerant Piping Liquid Side/Gas Side		inch	1/4"/1/2"	3/8"/5/8"	3/8"/3/4"	3/8"/3/4"	3/8"/3/4"	1/4"/1/2"	3/8"/5/8"	3/8"/3/4"	3/8"/3/4"	3/8"/3/4"
	Max. Pipe Length		ft.	98.42	164	246	246	246	98.40	164	246	246	246
	Max. Difference in Level		ft.	65.60	82.00	98.40	98.40	98.40	65.60	82	98.40	98.40	98.40
	Ambient Temperature	Cooling	°F	-22~122	-22~122	-22~122	-22~122	-22~122	-13~122	-13~122	-13~122	-13~122	-13~122
		Heating	°F	-22~75	-22~75	-22~75	-22~75	-22~75	-13~75	-13~75	-13~75	-13~75	-13~75
	Certifications	ETL		✔	✔	✔	✔	✔	✔	✔	✔	✔	✔
		AHRI		✔	✔	✔	✔	✔	✔	✔	✔	✔	✔
		Energy Star for Cold Climate		✔	✔	✔	✔	✔	✔	✔		✔	
		NEEP		✔	✔	✔	✔	✔	✔	✔	✔	✔	✔

MEDIUM STATIC | HIGH STATIC

MULTIPLE CAPACITY (DIP SWITCH) | LIGHT COMMERCIAL

HYPER

INDOOR	**Indoor Model**			CH-RS06MDT-MS CH-RS06-12MDT-MS (Dip Switch 6K)	CH-RS09MDT-MS CH-RS06-12MDT-MS (Dip Switch 9K)	CH-RS12MDT-MS CH-RS06-12MDT-MS (Dip Switch 12K)	CH-RS18MDT-MS	CH-RS24MDT-HS	CH-RS36LCDT-HS	CH-RS48LCDT-HS	CH-RS60LCDT-HS
	Power Supply	Rated	V, Ph, Hz	208/230,1, 60	208/230,1, 60	208/230,1, 60	208/230,1, 60	208/230,1, 60	208/230,1, 60	208/230,1, 60	208/230,1, 60
	Rated Capacity	Cooling	Btu/h	6,500	9,000	12,000	17,000	24,000	36,000	48,000	55,000
		Heating	Btu/h	8,000	10,000	12,500	19,000	26,000	42,000	52,000	60,000
	Minimum Circuit Ampacity (MCA)		A	3	3	3	3	3	4	5	5
	Max. Fuse		A	15	15	15	15	15	15	15	15
	Indoor Air Flow (Turbo/Hi/Mi/Lo/Si)		CFM	323.7/264.9/206.0/147.2/117.7	323.7/264.9/206.0/147.2/117.7	400.2/323.7/264.9/176.6/117.7	600.4/559.2/500.3/441.4/N\A	853.5/706.3/618.0/500.3/N\A	1236.1/1059.5/941.8/765.2/N\A	1648.1/1471.5/1294.9/1059.5/N\A	2001.2/1706.9/1412.6/1118.3/N\A
	Indoor Noise Level (Turbo/Hi/Mi/Lo/Si)		dB(A)	N\A/32.5/30.5/29.5/22	N\A/32.5/31/29.5/23	N\A/36/34.5/32.5/25.5	N\A/40/39/38/32	N\A/40/37/35/29.5	N\A/45/40/34/31	N\A/51/46/42/40	N\A/52/48/42/41
	Indoor	Dimension (WxDxH)	inch	27.56 x 19.92 x 7.87	27.56 x 19.92 x 7.87	27.56 x 19.92 x 7.87	34.65 x 26.54 x 8.27	39.37 x 29.53 x 9.65	47.24 x 29.53 x 11.81	47.24 x 29.53 x 11.81	55.12 x 31.50 x 14.96
		Packing (WxDxH)	inch	33.86 x 21.26 x 11.22	33.86 x 21.26 x 11.22	33.86 x 21.26 x 11.22	42.13 x 28.54 x 11.02	48.23 x 33.86 x 11.97	56.10 x 33.86 x 14.13	56.10 x 33.86 x 14.13	62.99 x 36.02 x 17.52
		Net/Gross Weight	lbs.	39.46/46.74	39.46/46.74	39.46/46.74	54.45/66.14	80.47/91.93	106.26/120.37	111.33/124.78	161.38/178.13
	Room Temperature	Cooling	°F	60~90	60~90	60~90	60~90	60~90	60~90	60~90	60~90
		Heating	°F	32~86	32~86	32~86	32~86	32~86	32~86	32~86	32~86
	Liquid Side/Gas Side		inch	1/4"/3/8"	1/4"/3/8"	1/4"/3/8"	1/4"/1/2"	3/8"/5/8"	3/8"/3/4"	3/8"/3/4"	3/8"/3/4"

HYPER

OUTDOOR	**Outdoor Model**			CH-RHP06F9-230VO	CH-RHP09-230VO	CH-RHP12-230VO	CH-RHP18-230VO	CH-RHP24-230VO	CH-RHP36LCU-230VO	CH-RHP48LCU-230VO	CH-RHP60LCU-230VO
	Power Supply	Rated	V, Ph, Hz	208/230,1, 60	208/230,1, 60	208/230,1, 60	208/230,1, 60	208/230,1, 60	208/230,1, 60	208/230,1, 60	208/230,1, 60
		Voltage Range	V	187-253	187-253	187-253	187-253	187-253	187-253	187-253	187-253
	Cooling	Rated Capacity Range	Btu/h	3,300~11,800	3,400~13,500	3,400~13,500	6,500~18,800	5,000~28,000	9,800~37,000	11,000~56,500	14,200~60,000
		Rated Current	A	3.4	4.8	4.6	9.1	8.8	13.5	19.9	23.5
		EER2		14.4	13.4	12.0	12.0	12.0	12.0	10.4	10.2
		SEER2		21.4	21.4	20.0	18.0	19.0	17.7	16.7	15.8
	Heating at 47°F	Rated Capacity Range	Btu/h	3,700~13,100	3,800~16,200	3,800~16,200	8,900~22,000	7,300~31,400	11,000~45,500	11,200~60,000	11,200~66,000
		Rated current	A	4.5	3.9	5.0	10.5	8.8	14.1	19.0	20.9
		COP	W/W	4.01	3.53	3.39	3.37	3.81	3.80	3.60	3.74
		HSPF4		13.8	12.5	10	10.5	11.7	11.1	10.8	10.4
		HSPF5		10.8	9.7	8	9.0	9.3	9.2	8.8	8.7
	Minimum Circuit Ampacity		A	12.0	15.0	15.0	19.0	24.9	38.0	44.0	44.0
	Max.Fuse (Outdoor Unit)		A	15.0	15.0	15.0	20.0	25.0	40.0	45.0	45.0
	Outdoor Air Flow (Max.)		CFM	1236.1	1471.5	1471.5	1,765.8	2,236.7	3,001.9	4,237.9	4,237.9
	Outdoor Noise Level (Sound Pressure)		dB(A)	54.0	56.0	56.0	59.0	61.0	65.0	65.0	63.0
	Outdoor	Dimension (W×D×H)	inch	30.12 x 11.93 x 21.85	31.69 x 12.99 x 21.81	31.69 x 12.99 x 21.81	35.04 x 13.46 x 26.50	37.24 x 16.14 x 31.89	38.58 x 16.34 x 38.39	37.48 x 16.34 x 52.48	37.48 x 16.34 x 52.48
		Packing (W×D×H)	inch	34.92 x 13.27 x 24.02	36.02 x 14.57 x 24.21	36.02 x 14.57 x 24.21	39.17 x 15.67 x 29.13	42.91 x 19.68 x 34.84	45.08 x 19.68 x 42.52	43.11 x 19.49 x 57.48	43.11 x 19.49 x 58.27
		Net/Gross Weight	lbs.	62.17/67.68	72.75/78.70	72.75/78.70	99.87/107.80	130.29/141.31	206.57/237.44	208.78/239.86	230.38/261.69
	Refrigerant Type / Charge		oz.	R454B / 32.45	R454B / 35.27	R454B / 35.27	R454B / 55.38	R454B / 63.49	R454B / 126.99	R454B / 126.99	R454B / 151.68
	Refrigerant Precharge Length		ft.	25	25	25	25	25	25	25	25
	Additional Charge for Each ft.		oz/ft	0.16	0.16	0.16	0.16	0.32	0.32	0.32	0.32
	Design Pressure		PSIG	550/340	550/340	550/340	550/340	550/340	550/340	550/340	550/340
	Refrigerant Piping Liquid Side/Gas Side		inch	1/4"/3/8"	1/4"/3/8"	1/4"/3/8"	1/4"/1/2"	3/8"/5/8"	3/8"/3/4"	3/8"/3/4"	3/8"/3/4"
	Max. Pipe Length		ft.	82.0	82.0	82.0	98.40	164.0	246.0	246.0	246.0
	Max. Difference in Level		ft.	32.8	32.8	32.8	65.60	82.00	98.40	98.40	98.40
	Ambient Temperature	Cooling	°F	-22~122	-22~122	-22~122	-22~122	-22~122	-22~122	-22~122	-22~122
		Heating	°F	-22~75	-22~75	-22~75	-22~75	-22~75	-22~75	-22~75	-22~75
	Certifications	ETL		✔	✔	✔	✔	✔	✔	✔	✔
		AHRI		✔	✔	✔	✔	✔	✔	✔	✔
		Energy Star for Cold Climates		✔	✔	✔	✔	✔	✔	✔	✔
		NEEP		✔	✔	✔	✔	✔	✔	✔	✔

Slim Duct
Air Conditioners

6K-12K Multi-Capacity, 18K, 24K, 36K, 48K, 60K Btu/h



SMART KIT BUILT IN

R454B

Refrigerant Sensor

Wall Thermostat should be connected to the unit to be Smart

CONTROL OPTIONS
- Remote Control Included
- 12V Wall Thermostat

Line Set Model 3/4"	Line Set Model 1/2"	Line Set Size
PJX-N1-C16FTW-MAX	PJX-N1-C16FTW-MAX-i05	1/4" – 3/8"
PJX-N1-C25FTW-MAX	PJX-N1-C25FTW-MAX-i05	1/4" – 3/8"
PJX-N1-C50FTW-MAX	PJX-N1-C50FTW-MAX-i05	1/4" – 3/8"
PJX-N2-C16FTW-MAX	PJX-N2-C16FTW-MAX-i05	1/4" – 1/2"
PJX-N2-C25FTW-MAX	PJX-N2-C25FTW-MAX-i05	1/4" – 1/2"
PJX-N2-C50FTW-MAX	PJX-N2-C50FTW-MAX-i05	1/4" – 1/2"
PJX-N3-C16FTW-MAX	PJX-N3-C16FTW-MAX-i05	3/8" – 5/8"
PJX-N3-C25FTW-MAX	PJX-N3-C25FTW-MAX-i05	3/8" – 5/8"
PJX-N3-C50FTW-MAX	PJX-N3-C50FTW-MAX-i05	3/8" – 5/8"
PJX-N4-C25FTW-MAX		3/8" – 3/4"
PJX-N4-C50FTW-MAX		3/8" – 3/4"
PJX-N6-C25FTW-MAX		3/8" – 7/8"
PJX-N6-C50FTW-MAX		3/8" – 7/8"

Slim Duct
Air Conditioners

6K-12K Multi-Capacity, 18K, 24K, 36K, 48K, 60K Btu/h

DIP SWITCH: ENC1 dip switch is used for capacity change.

When matching with single zone condensers, the indoor unit will automatically adjust to 6,000 BTU/H, 9,000 BTU/H or 12,000 BTU/H according to condensers capacity.

When matching with multi-zone condensers, it needs to set the ENC1. Change the capacity of indoor unit to 6,000 BTU/H by adjusting the dip switch ENC1 from "0" to "1". Change the capacity of indoor unit to 9,000 BTU/H by adjusting the dip switch ENC1 from "0" to "2". Change the capacity of indoor unit to 12,000 BTU/H by adjusting the dip switch ENC1 from "0" to "3".

Dip switch change for 6,000BTU/H

(Default setting **"0"**) (Dip switch change to be **"1"** for **6,000BTU/H**)

Dip switch change for 9,000BTU/H

(Default setting **"0"**) (Dip switch change to be **"2"** for **9,000BTU/H**)

Dip switch changefor 12,000BTU/H

(Default setting **"0"**) (Dip switch change to be **"3"** for **12,000BTU/H**)

MEDIUM STATIC | HIGH STATIC

MULTIPLE CAPACITY (DIP SWITCH) | LIGHT COMMERCIAL

REGULAR

INDOOR									
Indoor Model				CH-RS09MDT-MS CH-RS06-12MDT-MS (Dip Switch 9K)	CH-RS12MDT-MS CH-RS06-12MDT-MS (Dip Switch 12K)	CH-RS18MDT-MS	CH-RS24MDT-HS	CH-RS36LCDT-HS	CH-RS48LCDT-HS	CH-RS60LCDT-HS
Power Supply	Rated		V, Ph, Hz	208/230,1, 60	208/230,1, 60	208/230,1, 60	208/230,1, 60	208/230,1, 60	208/230,1, 60	208/230,1, 60
Rated Capacity	Cooling		Btu/h	9,000	11,500	17,000	24,000	36,000	48,000	58,000
	Heating		Btu/h	10,000	12,000	20,000	25,000	40,000	50,000	60,000
Minimum Circuit Ampacity (MCA)			A	3	3	3	3	4	5	5
Max. Fuse			A	15	15	15	15	15	15	15
Indoor Air Flow (Turbo/Hi/Mi/Lo/Si)			CFM	400.2/323.7/264.9/176.6/117.7	400.2/323.7/264.9/176.6/117.7	600.4/559.2/500.3/441.4/N\A	853.5/706.3/618.0/500.3/N\A	1236.1/1059.5/941.8/765.2/N\A	1648.1/1471.5/1294.9/1059.5/N\A	2001.2/1706.9/1412.6/1118.3/N\A
Indoor Noise Level (Turbo/Hi/Mi/Lo/Si)			dB(A)	N\A/34/32.5/29/24	N\A/37/35/33.5/26	N\A/40.5/39/38/35	43/40/38/35.5/29.5	N\A/45/39.5/33/30	N\A/51/46/42/40	N\A/52/48/43/42
Indoor	Dimension (WxDxH)		inch	27.56 x 19.92 x 7.87	27.56 x 19.92 x 7.87	34.65 x 26.54 x 8.27	39.37 x 29.53 x 9.65	47.24 x 29.53 x 11.81	47.24 x 29.53 x 11.81	55.12 x 31.50 x 14.96
	Packing (WxDxH)		inch	33.86 x 21.26 x 11.22	33.86 x 21.26 x 11.22	42.13 x 28.54 x 11.02	48.23 x 33.86 x 11.97	56.10 x 33.86 x 14.13	56.10 x 33.86 x 14.13	62.99 x 36.02 x 17.52
	Net/Gross Weight		lbs.	39.46/46.74	39.46/46.74	54.45/66.14	80.47/91.93	106.26/120.37	111.33/124.78	161.38/178.13
Room Temperature	Cooling		°F	60~90	60~90	60~90	60~90	60~90	60~90	60~90
	Heating		°F	32~86	32~86	32~86	32~86	32~86	32~86	32~86
Liquid Side/Gas Side			inch	1/4"/3/8"	1/4"/3/8"	1/4"/1/2"	3/8"/5/8"	3/8"/3/4"	3/8"/3/4"	3/8"/3/4"

REGULAR

OUTDOOR									
Outdoor Model				CH-RES09-230VO	CH-RES12-230VO	CH-RES18-230VO	CH-RES24-230VO	CH-R36LCU-230VO	CH-R48LCU-230VO	CH-R60LCU-230VO
Power Supply	Rated		V, Ph, Hz	208/230,1, 60	208/230,1, 60	208/230,1, 60	208/230,1, 60	208/230,1, 60	208/230,1, 60	208/230,1, 60
	Voltage Range		V	187-253	187-253	187-253	187-253	187-253	187-253	187-253
Cooling	Rated Capacity Range		Btu/h	3,100~11,900	3,100~13,000	7,000~19,000	8,500~28,300	7,900~42,500	11,000~56,500	14,600~63,000
	Rated Current		A	4.7	4.5	6.2	8.3	15.3	21.3	25.6
	EER2			12.8	11.7	12.5	12.5	10.1	10.0	10.0
	SEER2			19.5	19.0	20.0	19	18.7	17.1	17.0
Heating at 47°F	Rated Capacity Range		Btu/h	3,600~14,000	3,700~15,600	5,500~22,000	11,800~35,100	8,100~43,500	11,200~60,500	11,800~67,000
	Rated current		A	3.6	4.7	7.2	8.7	14.2	19.0	21.0
	COP		W/W	3.66	3.42	3.47	3.64	3.70	3.49	3.70
	HSPF4			11.0	10.2	10.5	11.0	10.2	9.8	9.7
	HSPF5			8.8	8.0	8.2	8.5	7.8	7.7	7.6
Minimum Circuit Ampacity			A	12.0	12.0	18.0	24.0	33.0	39.0	42.0
Max.Fuse (Outdoor Unit)			A	15.0	15.0	20.0	25.0	35	40	45
Outdoor Air Flow (Max.)			CFM	1236.1	1236.1	1765.8	2236.7	2413.3	4237.9	4237.9
Outdoor Noise Level (Sound Pressure)			dB(A)	54.0	55.5	59.0	60.0	63.0	64.0	64.0
Outdoor	Dimension (W×D×H)		inch	30.12 x 11.93 x 21.85	30.12 x 11.93 x 21.85	35.04 x 13.46 x 26.50	37.24 x 16.14 x 31.89	37.24 x 16.14 x 31.89	37.48 x 16.34 x 52.48	37.48 x 16.34 x 52.48
	Packing (W×D×H)		inch	34.92 x 13.27 x 24.02	34.92 x 13.27 x 24.02	39.17 x 15.67 x 29.13	42.91 x 19.68 x 34.84	42.91 x 19.68 x 34.84	43.11 x 19.49 x 57.48	43.11 x 19.49 x 58.27
	Net/Gross Weight		lbs.	62.17/67.68	62.17/67.68	92.59/100.31	122.13/132.28	152.34/162.48	208.78/239.86	209.44/240.08
Refrigerant Type / Charge			oz.	R454B / 32.45	R454B / 32.45	R454B / 47.97	R454B / 70.55	R454B / 91.71	R454B / 126.99	R454B / 144.62
Refrigerant Precharge Length			ft.	25	25	25	25	25	25	25
Additional Charge for Each ft.			oz/ft	0.16	0.16	0.16	0.32	0.32	0.32	0.32
Design Pressure			PSIG	550/340	550/340	550/340	550/340	550/340	550/340	550/340
Refrigerant Piping Liquid Side/Gas Side			inch	1/4"/3/8"	1/4"/3/8"	1/4"/1/2"	3/8"/5/8"	3/8"/3/4"	3/8"/3/4"	3/8"/3/4"
Max. Pipe Length			ft.	82.0	82.0	98.40	164.0	246.00	246.00	246.00
Max. Difference in Level			ft.	49.2	49.2	65.6	82.0	98.4	98.4	98.4
Ambient Temperature	Cooling		°F	-13~122	-13~122	-13~122	-13~122	-13~122	-13~122	-13~122
	Heating		°F	-13~75	-13~75	-13~75	-13~75	-13~75	-13~75	-13~75
Certifications	ETL			✔	✔	✔	✔	✔	✔	✔
	AHRI			✔	✔	✔	✔	✔	✔	✔
	Energy Star for Cold Climate			✔	✔	✔	✔		✔	
	NEEP			✔	✔	✔	✔	✔	✔	✔

MULTI-POSITION AIR HANDLER UNIT

AHU 18K, 24K, 30K, 36K, 48K, 60K Btu/h

SMART KIT BUILT IN

R454B

Wall Thermostat should be connected to the unit to be Smart

Refrigerant Sensor

- INTELLIGENT AIR FLOW
- ANTI-COLD AIR FUNCTION
- TU1 COPPER TUBES
- FAST COOL/HEAT FUNCTION
- ALUMINUM COIL
- AUXILIARY HEATER
- AUTO RESTART FUNCTION
- REFRIGERANT LEAK DETECTION
- WIRED CONTROLLER
- TRUE MULTI-POSITION AIR HANDLER

AHU Capacity	5kW heater	10kW heater	15kW heater	20kW heater
	One group	One group	Two groups	Two groups
	10KW+5KW	10KW+5KW	10KW+5KW	10KW+10KW
	W1 on 5KW	W1 on 10KW	W1 on 10KW	W1 on 10KW
Model	CH-NREH05KW	CH-NREH10KW	CH-NREH15KW	CH-NREH20KW
18K(AHU)	Y	Y	-	-
24K(AHU)	Y	Y	Y	-
30K(AHU)	Y	Y	Y	Y
36K(AHU)	Y	Y	Y	Y
48K(AHU)	-	Y	Y	Y
60K(AHU)	-	Y	Y	Y

Electric Heater	Power	1.5 ton (18,000 BTU/h)	2 ton (24,000 BTU/h)	3 ton (30,000 BTU/h)	4 ton (36,000 BTU/h)	5 ton (48,000 BTU/h)	6 ton (60,000 BTU/h)
	Model	CH-RS18MAHU	CH-RS24MAHU	CH-RS30MAHU	CH-RS36LCAHU	CH-RS48LCAHU	CH-RS60LCAHU
	5KW	Y	Y	Y	Y	-	-
	10KW	Y	Y	Y	Y	Y	Y
	15KW	-	Y	Y	Y	Y	Y
	20KW	-	-	Y	Y	Y	Y

CONTROL OPTIONS

- 12V Wall Thermostat
- Remote control Included
- Downloadable C&H app

SMART KIT BUILT IN

INDOOR

Indoor Model			CH-RS18MAHU	CH-RS24MAHU	CH-RS36LCAHU	CH-RS48LCAHU	CH-RS60LCAHU	CH-RS18MAHU	CH-RS24MAHU	CH-RS30MAHU	CH-RS36LCAHU	CH-RS48LCAHU	CH-RS60LCAHU
Power Supply	Rated	V, Ph, Hz	208/230, 1, 60	208/230, 1, 60	208/230, 1, 60	208/230, 1, 60	208/230, 1, 60	208/230, 1, 60	208/230, 1, 60	208/230, 1, 60	208/230, 1, 60	208/230, 1, 60	208/230, 1, 60
Cooling	Rated Capacity	Btu/h	18,000	23,000	36,000	48,000	54,000	18,000	24,000	30,000	36,000	48,000	60,000
	Rated Current	A	9.1	8.7	13.4	22	24	6.7	9.3	12.5	17.4	21.5	25.5
Heating	Rated Capacity	Btu/h	19,500	26,000	38,000	50,000	59,000	18,000	25,000	30,000	38,000	50,000	59,000
	Rated Current	A	9.5	9.7	14.3	19	21.8	6.7	9.2	11.2	14.4	22	24
Minimum Circuit Ampacity (MCA)		A	3.5	4	5	7.5	9	3.5	4	6	6	9.8	11
Max. Fuse		A	15	15	15	15	15	15	15	15	15	15	15
Indoor Air Flow (Turbo/Hi/Mi/Lo/Si)		CFM	618.0/576.8/529.7/ 488.5 / N\A	824.0/759.3/694.5/ 629.8 / -	1189/1083/971.2/ 865.2 / N\A	1601/1471.5/1283.1/ 1094.8 / /	1807/1553.9/1353.8/ 724 / N\A	618.0/576.8/529.7/ 488.5 / N\A	824.0/759.3/694.5/ 629.8 / N\A	988.8/894.7/806.4/ 712.2 / N\A	1189.0/1083.0/971.2/ 865.2 / N\A	1601.0/1471.5/1283.1/ 1094.8 / N/A	1807.0/1553.9/1353.8/ 724.0 / N\A
Indoor Noise Level (Turbo/Hi/Mi/Lo/Si)		dB(A)	N\A/42.5/37.5/30.0/N\A	N\A/43.5/40/25.5/N\A	N\A/47/42/30.5/N\A	56.5/54.5/51/48//	N\A/53.0/48.0/33.5/N\A	N\A/42/39.5/33/N\A	N\A/43.5/41.5/28.5/N\A	N\A/44/41/26/N\A	N\A/47.0/42.0/31.0/N\A	56.5/54/51/48/N/A	N\A/51/48/42.5/N\A
ESP		Range	0-0.8	0-0.8	0-0.8	0-0.8	0-0.8	0-0.8	0-0.8	0-0.8	0-0.8	0-0.8	0-0.8
Indoor	Dimension (WxDxH)	inch	17.52x21.02x45	17.52x21.02x 5	21.02x21.02x49.02	24.49x21.02x52.99	24.49x21.02x52.99	17.52x21.02x45	17.52x21.02x45	21.02x21.02x49.02	21.02x21.02x49.02	24.49x21.02x52.99	24.49x21.02x52.99
	Packing (WxDxH)	inch	20.87x26.57x48.62	20.87x26.57x48.62	24.41x26.57x52.56	27.95x26.77x56.50	27.95x26.77x56.50	20.87x26.57x48.62	20.87x26.57x48.62	24.41x26.57x52.56	24.41x26.57x52.56	27.95x26.77x56.50	27.95x26.77x56.50
	Net/Gross Weight	lbs.	104.72/125.66	104.28/125.88	127.87/152.78	161.82/191.58	164.02/189.82	104.72/125.66	104.28/125.88	127.43/151.68	127.87/152.78	161.82/191.58	164.02/189.82
Room Temprature	Cooling	°F	60~90	60~90	60~90	60~90	60~90	60~90	60~90	60~90	60~90	60~90	60~90
	Heating	°F	32~86	32~86	32~86	32~86	32~86	32~86	32~86	32~86	32~86	32~86	32~86
Liquid Side/Gas side		inch	1/4" / 1/2"	3/8" / 5/8"	3/8" / 3/4"	3/8" / 3/4"	3/8" / 3/4"	1/4" / 1/2"	3/8" / 5/8"	3/8" / 5/8"	3/8" / 3/4"	3/8" / 3/4"	3/8" / 3/4"

OUTDOOR

			HYPER					REGULAR					
Outdoor Model			CH-RHP18-230VO	CH-RHP24-230VO	CH-RHP36LCU-230VO	CH-RHP48LCU-230VO	CH-RHP60LCU-230VO	CH-RES18-230VO	CH-RES24-230VO	CH-REL30-230VO	CH-R36LCU-230VO	CH-R48LCU-230VO	CH-R60LCU-230VO
Power Supply	Rated	V, Ph, Hz	208-230, 1, 60	208-230, 1, 60	208-230, 1, 60	208-230, 1, 60	208-230, 1, 60	208-230, 1, 60	208-230, 1, 60	208-230, 1, 60	208-230, 1, 60	208-230, 1, 60	208-230, 1, 60
	Voltage range	V	187-253	187-253	187-253	187-253	187-253	187-253	187-253	187-253	187-253	187-253	187-253
Cooling	Rated Current	A	9.1	8.7	13.4	22	24	6.7	9.3	12.5	17.4	21.5	25.5
	Rated Capacity Range	Btu/h	6,000~20,400	7,500~27,000	5,700~36,400	7,300~55,500	13,700~58,000	5,600~20,400	6,700~29,600	9,200~34,000	8,900~38,200	9,500~52,000	21,800~57,300
	EER2		12	12	11.7	10	10	12.1	11.7	11	9	10	9.5
	SEER2		18	18.7	17.2	17	15.2	18.5	19.7	17	15.8	17.7	16
Heating at 47°F	Rated Capacity Range	Btu/h	5,000~21,600	8,800~29,000	9,500~44,000	9,500~65,000	10,000~66,100	5,500~21,800	5,800~33,800	8,500~33,000	6,400~43,000	11,700~60,000	11,800~60,300
	COP	W/W	3.64	3.5	3.39	3.5	3.36	3.60	3.53	3.60	3.36	3.5	3.44
	HSPF4		10	10	9.5	10.2	9.2	9.8	9	8.7	9.3	10	9.1
	HSPF5		8.3	8	8	8.1	7.7	7.7	7.3	7	7.3	7.7	7.2
Heating at 5°F (-15°C)	Rated Capacity	Btu/h	18,000	23,600	38,000	46,000	53,000	13,000	18,000	20,400	24,200	35,200	35,400
Minimum Circuit Ampacity (MCA)		A	19	24.9	38	44	44	18	24	28	33	39	42
Max. Fuse		A	20	25	40	45	45	20	25	30	35	40	45
Outdoor Air Flow (Max.)		CFM	1,765.8	2,236.7	3,001.9	4,237.9	4,237.9	1,765.8	2,236.7	2,236.7	2,413.3	4,237.9	4,237.9
Outdoor Noise Level		dB(A)	59	61.5	65.5	65	62	56.5	58.5	61	62.5	65	62.5
Outdoor Unit	Dimension (WxDxH)	inch	35.04x13.46x26.50	37.24x16.14x31.89	38.58x16.34x38.39	37.48x16.34x52.48	37.48x16.34x52.48	35.04x13.46x26.50	37.24x16.14x31.89	37.24x16.14x31.89	37.24x16.14x31.89	37.48x16.34x52.48	37.48x16.34x52.48
	Packing (WxDxH)	inch	39.17x15.67x29.13	42.91x19.68x34.84	45.08x19.68x42.52	43.11x19.49x57.48	43.11x19.49x58.27	39.17x15.67x29.13	42.91x19.68x34.84	42.91x19.68x34.84	42.91x19.68x34.84	43.11x19.49x57.48	43.11x19.49x58.27
	Net/Gross Weight	lbs.	99.87/107.80	130.29/141.31	206.57/237.44	208.78/239.86	230.38/261.69	92.59/100.31	122.13/132.28	142.86/154.54	152.34/162.48	208.78/239.86	209.44/240.08
Refrigerant Type/Quantity		oz.	R454B/55.38	R454B/63.49	R445B/126.99	R445B/126.99	R445B/151.68	R454B/47.97	R454B/70.55	R454B/84.66	R454B/91.71	R454B/126.99	R454B/144.62
Refrigerant Precharge		ft.	25	25	25	25	25	25	25	25	25	25	25
Additional Charge for each ft.		oz./ft.	0.16	0.32	0.32	0.32	0.32	0.16	0.32	0.32	0.32	0.32	0.32
Design Pressure		PSIG	550/340	550/340	550/340	550/340	550/340	550/340	550/340	550/340	550/340	550/340	550/340
Refrigerant piping Liquid side/Gas Side		inch	1/4" / 1/2"	3/8" / 5/8"	3/8" / 3/4"	3/8" / 3/4"	3/8" / 3/4"	1/4" / 1/2"	3/8" / 5/8"	3/8" / 5/8"	3/8" / 3/4"	3/8" / 3/4"	3/8" / 3/4"
Max. Pipe Length		ft.	98.4	164	246	246	246	98.4	164	164	246	246	213.2
Max. Difference in Level		ft.	65.6	82	98.4	98.4	98.4	65.6	82	82	98.4	98.4	98.4
Ambient Temperature	Cooling	ft.	-22~122	-22~122	5~122	5~122	5~122	-13~122	-13~122	-13~122	-13~122	-13~122	-13~122
	Heating	°F	-22~75	-22~75	-22~75	-22~75	-22~75	-13~75	-13~75	-13~75	-13~75	-13~75	-13~75
Certifications	AHRI		✔	✔	✔	✔	✔	✔	✔	✔	✔	✔	✔
	ETL		✔	✔	✔	✔	✔	✔	✔	✔	✔	✔	✔
	Energy Star for Cold Climate		✔	✔	✔			✔	✔				
	NEEP		✔	✔	✔	✔	✔	✔	✔	✔	✔	✔	✔

Cooper&Hunter

PEAQ

SEER2: Up to 19
EER2: Up to 12.5
HSPF2: Up to 10.8
COP: Up to 3.6
STATIC PRESSURE: Up to 1.2”

Refrigerant Sensor

WATCH OUR INFORMATIONAL VIDEO

SAME WIDTH AS YOUR EXISTING GAS FURNACE

18K TO 55K BTU SINGLE-ZONE

Full range of options to fit your lifestyle needs.

ADAPTIVE VOLTAGE 115V TO 208/230V

Automatically identifying the required voltage, no need for manual conversion.

M-COIL
SYMMETRIC FAN BLOWER

Optimized structure brings even airflow and higher efficiency heat exchange.

100% HEATING OUTPUT AT 0°F

Extraordinary Cold Climate Heating Performance

COOPER&HUNTER MAKES IT EASY TO REPLACE YOUR EXISTING GAS FURNACE SYSTEMS

PEAQ

MULTI-VOLTAGE AIR HANDLER UNIT

AHU 18K, 24K, 33K, 36K, 48K, 55K Btu/h

ADAPTIVE MULTI-VOLTAGE - 115V & 208-230V: All in one 115/208-230V Automatically identifying the required voltage without the need for manual conversion, eliminating the hassle of rewiring.

M-COIL: 2% Airflow difference between evaporators less than 0.02 in. W.C. pressure drop.

TU1 COPPER TUBES: Oxygen-free copper with higher purity copper content of over 99.97%, providing excellent electrical and thermal conductivity and superior corrosion and cold resistance.

SYMMETRIC FAN BLOWER DESIGN: Optimized structure brings even airflow and higher efficiency heat exchange.

SLIMMER INDOOR UNITS: The same width as most gas furnaces 14.5"-21.5" making the PEAQ unit an ideal replacement for your gas furnace.

AUXILIARY HEATER: Purchased separately as a backup heat option for indoor units, available in 5kW, 10kW, 15kW, and 20kW models.

REFRIGERANT LEAK SENSORS: Protects the compressor from damage due to refrigerant leaks by alerting user with error code "EC".

WIRED THERMOSTAT CONTROLLER INCLUDED: Also compatible with most third party 24V wired thermostats.

SMART KIT BUILT-IN: C&H's Smart Kit enables control from anywhere with C&H Remote app using any IOS or Android smart device.

TRUE MULTI-POSITION AIR HANDLER: Unit can be installed in Horizontal or Vertical, upward or downward positions for optimal space usage.

CONTROL OPTIONS

- 12V Wall Thermostat
- Remote control included
- Downloadable C&H app

R454B

SMART KIT BUILT IN

Wall Thermostat should be connected to the unit to be Smart



AHU Capacity	5kW heater	10kW heater	15kW heater	20kW heater
	One group	One group	Two groups	Two groups
	10KW+5KW	10KW+5KW	10KW+5KW	10KW+10KW
	W1 on 5KW	W1 on 10KW	W1 on 10KW	W1 on 10KW
Model	CH-PQEH05KW	CH-PQEH10KW	CH-PQEH15KW	CH-PQEH20KW
18K(AHU)	Y	Y	-	-
24K(AHU)	Y	Y	Y	-
33K(AHU)	Y	Y	Y	Y
36K(AHU)	Y	Y	Y	Y
48K(AHU)	-	Y	Y	Y
55K(AHU)	-	Y	Y	Y

Electric Heater	Power (BTU/h)	1.5 ton (18,000)	2 ton (24,000)	3 ton (30,000)	4 ton (36,000)	5 ton (48,000)	5 ton (54,000)
	Model	CH-PQ18AHU	CH-PQ24AHU	CH-PQ33AHU	CH-PQ36AHU	CH-PQ48AHU	CH-PQ55AHU
	5KW	Y	Y	Y	Y	-	-
	10KW	Y	Y	Y	Y	Y	Y
	15KW	-	Y	Y	Y	Y	Y
	20KW	-	-	Y	Y	Y	Y

NEW INVERTER TECHNOLOGY: NEW Inverter Algorithm can analyze more factors, including temperature difference and the tendency of temperature difference changes, with a more frequent temperature detection to guarantee a more accurate and smooth control of the compressor output.

EXTRAORDINARY COLD CLIMATE HEATING PERFORMANCE: True high performance hyper units provide 100% heating output at 0°F.

GOLD FIN: Gold coating in the condenser withstands salty air, rain and other corrosive elements, preventing bacteria growth.

DRAIN PAN HEATER: Factory installed drain pan heater in outdoor unit prevents ice accumulation, improving heat transfer efficiency.

ULTRA EFFICIENT DISCHARGE FAN: The horizontal fan and vertical heat exchanger guarantee more uniform and efficient heat exchanging velocity across the entire heat exchanger surface, preventing frost on the compressor's coils.

DELAY FUSE: A detachable delay fuse added to the system protects the wire set from outdoor to indoor, preventing overcurrent.

HIGH PERFORMANCE HYPER

INDOOR

Indoor Model			CH-PQ18AHU	CH-PQ24AHU	CH-PQ33AHU	CH-PQ36AHU	CH-PQ48AHU	CH-PQ55AHU
Power Supply	Rated	V, Ph, Hz	115/208/230, 1, 60	115/208/230, 1, 60	115/208/230, 1, 60	115/208/230, 1, 60	115/208/230, 1, 60	115/208/230, 1, 60
Cooling	Rated Capacity	Btu/h	18,000	24,000	30,000	36,000	48,000	54,000
	Rated Current	A	9.3	9.1	11.4	13.4	18	20.5
Heating	Rated Capacity	Btu/h	18,000	24,000	33,000	36,000	48,000	54,000
	Rated Current	A	9.4	9.1	12.3	13.3	18.9	21.5
Minimum Circuit Ampacity (MCA)		A	5.5/3.5	5.5/3.5	8.0/6.05	8.0/6.0	14.5/10	14.5/10
Max. Fuse		A	15	15	15	15	15	15
Indoor Air Flow (TurboHi/Mi/Lo)		CFM	618.0/576.8/529.7/488.5	824.0/759.3/694.5/629.8	988.8/894.7/806.4/712.2	1236.1/1147.8/1059.5/971.2	1601.0/1442.1/1265.5/1088.9	1801.1/1648.1/1500.9/1236.1
Indoor Noise Level (TurboHi/Mi/Lo)		dB(A)	N\A/42.5/40.5/37	N\A/47.5/44/33	49/47/45.5/31.5	N\A/49.5/48/31.5	N\A/53.0/49.5/33.5	60.0/57.0/54.5/37.0
External Static Pressure (ESP) Range		inWG	0-0.8	0-0.8	0-0.8	0-0.8	0-0.8	0-0.8
Indoor	Dimension (WxDxH)	inch	14.49x21.50x49.72	14.49x21.50x49.72	17.52x21.50x53.98	17.52x21.50x53.98	21.50x21.50x55.94	21.50x21.50x55.94
	Packing (WxDxH)	inch	17.52x31.10x52.95	17.52x31.10x52.95	20.47x31.10x57.09	20.47x31.10x57.09	25x31.10x59.84	25x31.10x59.84
	Net/Gross Weight	lbs.	123.02/154.76	123.02/154.76	149.25/182.10	149.25/182.10	186.51/232.14	186.51/232.14
Room Temprature	Cooling	°F	60~90	60~90	60~90	60~90	60~90	60~90
	Heating	°F	32~86	32~86	32~86	32~86	32~86	32~86
Liquid Side/Gas side		inch	3/8" / 3/4"	3/8" / 3/4"	3/8" / 3/4"	3/8" / 3/4"	3/8" / 3/4"	3/8" / 3/4"

OUTDOOR

Outdoor Model			CH-PQ18-230V0	CH-PQ24-230V0	CH-PQ33-230V0	CH-PQ36-230V0	CH-PQ48-230V0	CH-PQ55-230V0
Power Supply	Rated	V, Ph, Hz	208-230, 1, 60	208-230, 1, 60	208-230, 1, 60	208-230, 1, 60	208-230, 1, 60	208-230, 1, 60
	Voltage range	V	187-253	187-253	187-253	187-253	187-253	187-253
	Rated Current	A	10.5	14	18	18	28	31
Cooling	Rated Capacity Range	Btu/h	4600~23100	6400~28700	11200~40000	14800~41700	18000~52000	11400~60000
	EER2		12.5	12	12	12	12	12
	SEER2		19	18.6	17.2	17.7	17.5	17.5
Heating at 47°F	Rated Capacity Range	Btu/h	5700~23100	6700~29100	9700~35800	10700~38400	13500~52000	8600~60000
	COP	W/W	3.6	3.49	3.54	3.6	3.28	3.35
	HSPF4		10.1	10	10.8	10	9.5	9.5
	HSPF5		8.5	8.1	8.8	8	7.7	7.7
Heating at 5°F (-15°C)	Rated Capacity	Btu/h	23600	25200	42500	39800	50000	54000
Minimum Circuit Ampacity (MCA)		A	16	19	29.5	26	38	40
Max. Fuse		A	20	20	30	30	40	40
Outdoor Air Flow (Max.)		CFM	1,765.8	1765.8	3001.9	3001.9	3037.2	2648.7
Outdoor Noise Level		dB(A)	56.5	59	62	62.5	65	64.5
Outdoor Unit	Dimension (WxDxH)	inch	35.04 x 13.46 x 26.50	35.04 x 13.46 x 26.50	37.24 x 16.14 x 31.89	37.24 x 16.14 x 31.89	38.58 x 16.34 x 38.39	37.48 x 16.34 x 52.48
Packing (WxDxH)		inch	39.17x15.67x29.13	39.17 x 15.67 x 29.13	42.91 x 19.68 x 34.84	42.91 x 19.68 x 34.84	45.08 x 19.68 x 42.52	43.11 x 19.49 x 58.27
Net/Gross Weight		lbs.	101.41/109.13	102.29/109.13	166.67/176.37	166.67/176.37	232.59/201.50	242.95/275.13
Refrigerant Type/Quantity		oz.	R454B/74.08	R454B/74.08	R454B/105.82	R454B/126.99	R454B/134.04	R454B/183.42
Refrigerant Precharge		ft.	25	25	25	25	25	25
Additional Charge for each ft.		oz./ft.	0.7	0.7	0.7	0.7	0.7	0.7
Design Pressure		PSIG	550/340	550/340	550/340	550/340	550/340	550/340
Refrigerant piping Liquid side/Gas Side		inch	3/8" / 3/4"	3/8" / 3/4"	3/8" / 3/4"	3/8" / 3/4"	3/8" / 3/4"	3/8" / 3/4"
Max. Pipe Length		ft.	164	164	164	213.2	246	246
Max. Difference in Level		ft.	82	82	82	98.4	98.4	98.4
Ambient Temperature	Cooling	ft.	-22~122	-22~122	-22~122	-22~122	-22~122	-22~122
	Heating	°F	-22~75	-22~75	-22~75	-22~75	-22~75	-22~75
Certifications		AHRI	✔	✔	✔	✔	✔	✔
		ETL	✔	✔	✔	✔	✔	✔
		Energy Star for Cold Climate	✔	✔	✔	✔	✔	✔
		NEEP	✔	✔	✔	✔	✔	✔

HYPER and REGULAR
Series

UP TO
6
ZONES

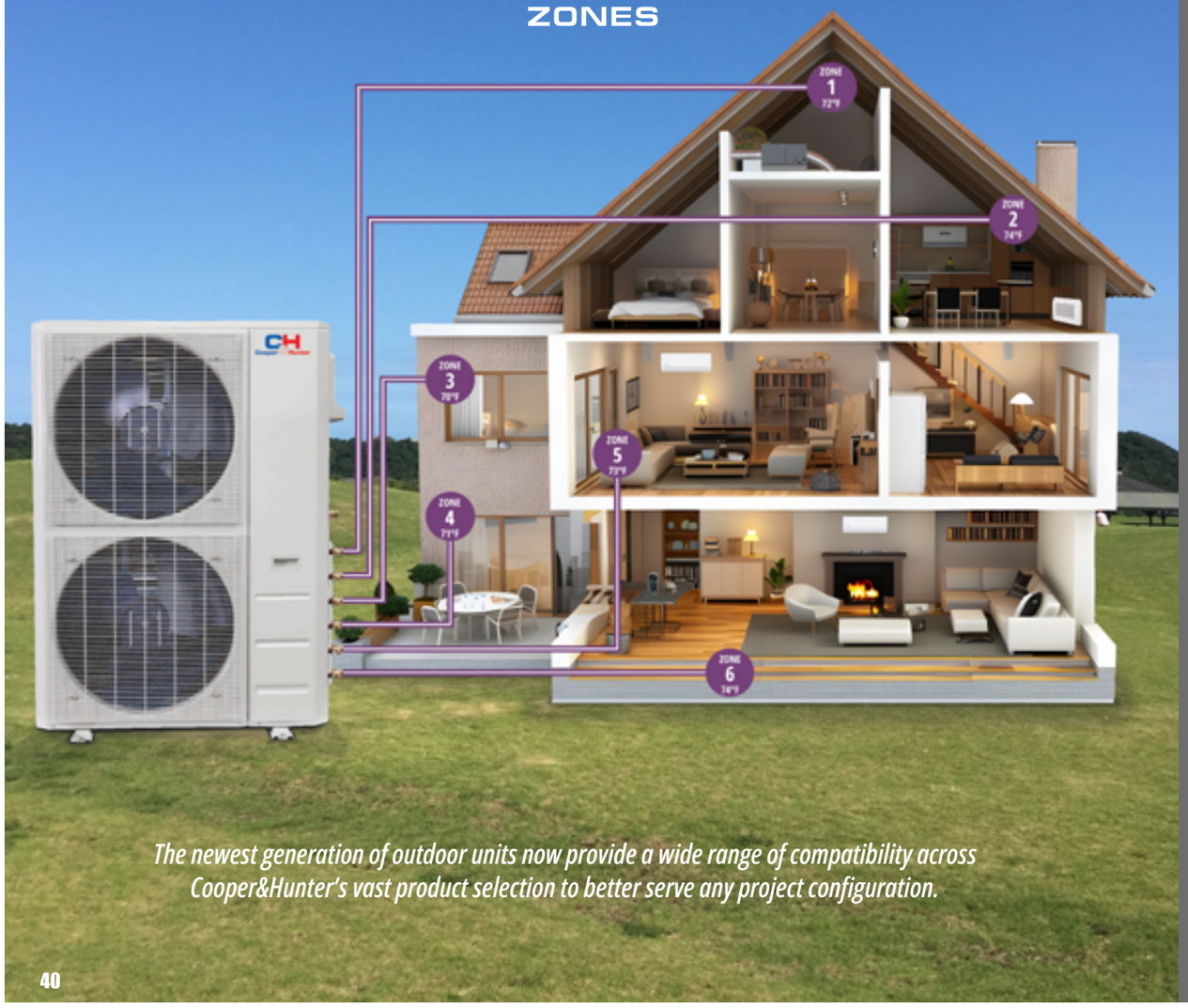

The newest generation of outdoor units now provide a wide range of compatibility across Cooper&Hunter's vast product selection to better serve any project configuration.

MULTI-ZONE

MULTI-ZONE Inverter Heat Pump Solutions

			WITHOUT SHUT-OFF VALVES					WITH SHUT-OFF VALVES				
			REGULAR					HYPER				
Outdoor Model			CH-R18MES-230VO	CH-R28MES-230VO	CH-R36MES-230VO	CH-R48MES-230VO	CH-R60MES-230VO	CH-RVHP19M-230VO	CH-RVHP28M-230VO	CH-RVHP36M-230VO	CH-RVHP48M-230VO	CH-RVHP55M-230VO
Power Supply	Rated	V, Ph, Hz	208/230, 1, 60	208/230, 1, 60	208/230, 1, 60	208/230, 1, 60	208/230, 1, 60	208/230, 1, 60	208/230, 1, 60	208/230, 1, 60	208/230, 1, 60	208/230, 1, 60
	Voltage Range	V	187-253	187-253	187-253	187-253	187-253	187-253	187-253	187-253	187-253	187-253
Cooling	Rated Capacity (range)	Btu/h	5,400~21,600	7,200~32,000	9,000~42,000	12,000~55,000	19,000~62,000	5,400~28,000	7,200~37,000	9,000~43,000	12,000~57,000	19,000~59,000
	Rated Current	A	6	9.2	13.5	16.6	26.2	5.6	9.5	12	17.3	18.5
	EER2		14	13	12	12.5	10	15	12.5	13	12	12
	SEER2		25.1	25	24	24	22	25	23	23	23	22.2
Heating at 47°F	Rated Capacity (range)	Btu/h	5,700~21,600	8,400~29,000	10,000~42,500	13,000~53,000	20,000~60,000	5,700~27,000	8,400~36,000	10,000~44,000	13,000~57,000	20,000~59,000
	Rated Current	A	6.8	9.2	14	16.3	21	6.5	9.1	11.5	17.3	20.1
	COP	W/W	3.8	3.8	3.5	3.8	3.7	4	3.8	4	3.7	3.5
	HSPF4		9.8	9.5	9.5	10.3	9.5	10.4	10.5	10.7	11	10.5
	HSPF5		7.8	7	7	8	7.4	8.5	8.5	8.5	9	8.5
Heating at 5°F	Rated Capacity	Btu/h	13,500	19,000	26,000	36,000	39,000	19,000	27,000	36,000	47,000	47,000
Minimum Circuit Ampacity (Outdoor unit)		A	16	23	30.5	40	40	17.5	30	37	37	39.5
Max. Fuse (Outdoor unit)		A	20	25	35	45	45	20	35	40	40	40
Outdoor Air Flow (Max)		CFM	1,765.8	2,130.7	2,148.4	4,502.8	4,502.8	2,130.7	2,148.4	3,037.2	4,502.8	4,502.8
Outdoor Noise Level (Sound Pressure)		dB(A)	59.5	61	64.5	63	65	61.5	61	65	65	65
Dimension (W×D×H)		inch	35.04x13.46x26.50	37.24x16.14x31.89	37.24x16.14x31.89	37.48x16.34x52.48	37.48x16.34x52.48	37.24x16.14x31.89	37.24x16.14x31.89	38.58x16.34x38.39	37.48x16.34x52.48	37.48x16.34x52.48
Packing (W×D×H)		inch	40.55x17.24x29.53	42.91x19.68x34.84	42.91x19.68x34.84	43.11x19.49x58.27	43.11x19.49x58.27	42.91x19.68x34.84	42.91x19.68x34.84	45.08x19.68x42.52	43.11x19.49x58.27	43.11x19.49x58.27
Net/Gross Weight			100.53/109.35	138.89/149.69	168.87/180.12	222.00/254.19	237.88/270.28	137.35/148.15	168.43/179.67	211.86/244.71	246.47/276.68	246.47/276.68
Refrigerant Type/Charged		oz	R454B/61.73	R454B/84.66	R454B/120.63	R454B/148.15	R454B/151.68	R454B/78.31	R454B/120.63	R454B/134.04	R454B/151.68	R454B/151.68
Refrigerant Precharge		ft	75	100	125	150	150	75	100	125	150	150
Additional Charge for Each	*0.16 for 1/4 in liquid pipe / *0.32 for 3/8 in liquid pipe*	oz/ft	0.16 / 0.32	0.16 / 0.32	0.16 / 0.32	0.16 / 0.32	0.16 / 0.32	0.16 / 0.32	0.16 / 0.32	0.16 / 0.32	0.16 / 0.32	0.16 / 0.32
Design Pressure		PSIG	550/340	550/340	550/340	550/340	550/340	550/340	550/340	550/340	550/340	550/340
Refrigerant Piping	Liquid Side	inch	3 x 1/4"	4 x 1/4"	5 x 1/4"	6 x 1/4"	6 x 1/4"	3 x 1/4"	4 x 1/4"	5 x 1/4"	6 x 1/4"	6 x 1/4"
	Gas Side	inch	3 x 3/8"	3 x 3/8" + 1 x 1/2"	4 x 3/8" + 1 x 1/2"	4 x 3/8" + 2 x 1/2"	4 x 3/8" + 2 x 1/2"	3 x 3/8"	3 x 3/8" + 1 x 1/2"	3 x 3/8" + 2 x 1/2"	4 x 3/8" + 2 x 1/2"	4 x 3/8" + 2 x 1/2"
Max. Pipe Length		ft	196.8	262.4	262.4	262.4	262.4	196.8	262.4	262.4	262.4	262.4
Max. Length for One Indoor Unit		ft	98.4	114.8	114.8	114.8	114.8	98.4	114.8	114.8	114.8	114.8
Max. Height Difference in Level		ft	49.2	49.2	49.2	49.2	49.2	49.2	49.2	49.2	49.2	49.2
Max. Height Difference Between Indoor Units		ft	33	33	33	33	33	33	33	33	33	33
Ambient Temperature	Cooling	°F	-13~122	-13~122	-13~122	-13~122	-13~122	-22~122	-22~122	-22~122	-22~122	-22~122
	Heating	°F	-13~75	-13~75	-13~75	-13~75	-13~75	-22~75	-22~75	-22~75	-22~75	-22~75
Certification		AHRI	✔	✔	✔	✔	✔	✔	✔	✔	✔	✔
		Energy Star for Cold Climate	✔	✔	✔	✔	✔	✔	✔	✔	✔	✔
		NEEP	✔	✔	✔	✔	✔	✔	✔	✔	✔	✔
		ETL	✔	✔	✔	✔	✔	✔	✔	✔	✔	✔

Please note: These values represent outdoor units combined with the Astoria Indoor Wall Mounted Mini-Split. Values will vary depending on the combination of indoor units used.

Only units with Refrigerant Sensors work with Shut-off Valves

REGULAR MULTI-ZONE
Heat Pump Outdoor Unit

The C&H Multi-Zone systems with inverter technology are some of today's most advanced ductless split heat pumps. Up to 6 indoor units can be connected to a single outdoor unit, reducing the number of outdoor units required. All indoor units can be individually controlled and do not need to be installed at the same time.

HYPER MULTI-ZONE
Heat Pump Outdoor Unit

With our modern heat pump technology, the Hyper Heat series offers dependable cooling with the capability to heat in ambient temperatures as low as -22°F, making it an excellent energy-efficient solution for colder climates.

SCAN here to access our Multi-Unit Combination Guide

REGULAR HYPER

REGULAR
COMPRESSORS

UP TO **3** ZONES

CH-R18MES-230VO

Outdoor Model			CH-R18MES-230VO
Power Supply	Rated	V, Ph, Hz	208/230, 1, 60
	Voltage Range	V	187-253
Cooling	Rated Capacity (range)	Btu/h	5,400~21,600
	Rated Current	A	6
	EER2		14
	SEER2		25.1
Heating at 47°F	Rated Capacity (range)	Btu/h	5,700~21,600
	Rated Current	A	6.8
	COP	W/W	3.8
	HSPF4		9.8
	HSPF5		7.8
Heating at 5°F	Rated Capacity	Btu/h	13,500
Minimum Circuit Ampacity (Outdoor unit)		A	16
Max. Fuse (Outdoor unit)		A	20
Outdoor Air Flow (Max)		CFM	1,765.8
Outdoor Noise Level (Sound Pressure)		dB(A)	59.5
Dimension (W×D×H)		inch	35.04x13.46x26.50
Packing (W×D×H)		inch	40.55x17.24x29.53
Net/Gross Weight			100.53/109.35
Refrigerant Type/Charged		oz	R454B/61.73
Refrigerant Precharge		ft	75
Additional Charge for Each	*0.16 for 1/4 in liquid pipe / *0.32 for 3/8 in liquid pipe*	oz/ft	0.16
Design Pressure		PSIG	550/340
Refrigerant Piping	Liquid Side	inch	3 x 1/4”
	Gas Side	inch	3 x 3/8”
Max. Pipe Length		ft	196.8
Max. Length for One Indoor Unit		ft	98.4
Max. Height Difference in Level		ft	49.2
Max. Height Difference Between Indoor Units		ft	33
Ambient Temperature	Cooling	°F	-13~122
	Heating	°F	-13~75
Certification		AHRI	✔
		Energy Star for Cold Climate	✔
		NEEP	✔
		ETL	✔

ASTORIA

ASTORIA PRO



OLIVIA

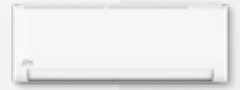

OLIVIA



Multi-Zone Combination Charts on Pages 56-59

UP TO **4** ZONES

CH-R28MES-230VO

Outdoor Model			CH-R28MES-230VO
Power Supply	Rated	V, Ph, Hz	208/230, 1, 60
	Voltage Range	V	187-253
Cooling	Rated Capacity (range)	Btu/h	7,200~32,000
	Rated Current	A	9.2
	EER2		13
	SEER2		25
Heating at 47°F	Rated Capacity (range)	Btu/h	8,400~29,000
	Rated Current	A	9.2
	COP	W/W	3.8
	HSPF4		9.5
	HSPF5		7
Heating at 5°F	Rated Capacity	Btu/h	19,000
Minimum Circuit Ampacity (Outdoor unit)		A	23
Max. Fuse (Outdoor unit)		A	25
Outdoor Air Flow (Max)		CFM	2,130.7
Outdoor Noise Level (Sound Pressure)		dB(A)	61
Dimension (W×D×H)		inch	37.24x16.14x31.89
Packing (W×D×H)		inch	42.91x19.68x34.84
Net/Gross Weight			138.89/149.69
Refrigerant Type/Charged		oz	R454B/61.73
Refrigerant Precharge		ft	100
Additional Charge for Each	*0.16 for 1/4 in liquid pipe / *0.32 for 3/8 in liquid pipe*	oz/ft	0.16
Design Pressure		PSIG	550/340
Refrigerant Piping	Liquid Side	inch	4 x 1/4”
	Gas Side	inch	3 x 3/8” + 1 x 1/2”
Max. Pipe Length		ft	262.4
Max. Length for One Indoor Unit		ft	114.8
Max. Height Difference in Level		ft	49.2
Max. Height Difference Between Indoor Units		ft	33
Ambient Temperature	Cooling	°F	-13~122
	Heating	°F	-13~75
Certification		AHRI	✔
		Energy Star for Cold Climate	✔
		NEEP	✔
		ETL	✔

ASTORIA



ASTORIA PRO

OLIVIA

OLIVIA



Multi-Zone Combination Charts on Pages 56-59

REGULAR
COMPRESSORS

CH-R36MES-230VO

UP TO **5** ZONES

Outdoor Model			CH-R36MES-230VO
Power Supply	Rated	V, Ph, Hz	208/230, 1, 60
	Voltage Range	V	187-253
Cooling	Rated Capacity (range)	Btu/h	9,000~42,000
	Rated Current	A	13.5
	EER2		12
	SEER2		24
Heating at 47°F	Rated Capacity (range)	Btu/h	10,000~42,500
	Rated Current	A	14
	COP	W/W	3.5
	HSPF4		9.5
	HSPF5		7
Heating at 5°F	Rated Capacity	Btu/h	26,000
Minimum Circuit Ampacity (Outdoor unit)		A	30.5
Max. Fuse (Outdoor unit)		A	35
Outdoor Air Flow (Max)		CFM	2,148.4
Outdoor Noise Level (Sound Pressure)		dB(A)	64.5
Dimension (W×D×H)		inch	37.24x16.14x31.89
Packing (W×D×H)		inch	42.91x19.68x34.84
Net/Gross Weight			168.87/180.12
Refrigerant Type/Charged		oz	R454B/61.73
Refrigerant Precharge		ft	125
Additional Charge for Each	*0.16 for 1/4 in liquid pipe / *0.32 for 3/8 in liquid pipe*	oz/ft	0.16
Design Pressure		PSIG	550/340
Refrigerant Piping	Liquid Side	inch	5 x 1/4"
	Gas Side	inch	4 x 3/8" + 1 x 1/2"
Max. Pipe Length		ft	262.4
Max. Length for One Indoor Unit		ft	114.8
Max. Height Difference in Level		ft	49.2
Max. Height Difference Between Indoor Units		ft	33
Ambient Temperature	Cooling	°F	-13~122
	Heating	°F	-13~75
Certification		AHRI	✔
		Energy Star for Cold Climate	✔
		NEEP	✔
		ETL	✔

Multi-Zone Combination Charts on Pages 56-59





CH-R48MES-230VO

UP TO **6** ZONES

Outdoor Model			CH-R48MES-230VO
Power Supply	Rated	V, Ph, Hz	208/230, 1, 60
	Voltage Range	V	187-253
Cooling	Rated Capacity (range)	Btu/h	12,000~55,000
	Rated Current	A	16.6
	EER2		12.5
	SEER2		24
Heating at 47°F	Rated Capacity (range)	Btu/h	13,000~53,000
	Rated Current	A	16.3
	COP	W/W	3.8
	HSPF4		10.3
	HSPF5		8
Heating at 5°F	Rated Capacity	Btu/h	36,000
Minimum Circuit Ampacity (Outdoor unit)		A	40
Max. Fuse (Outdoor unit)		A	45
Outdoor Air Flow (Max)		CFM	4,502.8
Outdoor Noise Level (Sound Pressure)		dB(A)	63
Dimension (W×D×H)		inch	37.48x16.34x52.48
Packing (W×D×H)		inch	43.11x19.49x58.27
Net/Gross Weight			222.00/254.19
Refrigerant Type/Charged		oz	R454B/61.73
Refrigerant Precharge		ft	150
Additional Charge for Each	*0.16 for 1/4 in liquid pipe / *0.32 for 3/8 in liquid pipe*	oz/ft	0.16
Design Pressure		PSIG	550/340
Refrigerant Piping	Liquid Side	inch	6 x 1/4"
	Gas Side	inch	4 x 3/8" + 2 x 1/2"
Max. Pipe Length		ft	262.4
Max. Length for One Indoor Unit		ft	114.8
Max. Height Difference in Level		ft	49.2
Max. Height Difference Between Indoor Units		ft	33
Ambient Temperature	Cooling	°F	-13~122
	Heating	°F	-13~75
Certification		AHRI	✔
		Energy Star for Cold Climate	✔
		NEEP	✔
		ETL	✔

Multi-Zone Combination Charts on Pages 56-59



REGULAR
COMPRESSORS

CH-R60MES-230VO

UP TO **6** ZONES

ASTORIA



ASTORIA

OLIVIA

OLIVIA



Outdoor Model			CH-R60MES-230VO
Power Supply	Rated	V, Ph, Hz	208/230, 1, 60
	Voltage Range	V	187-253
Cooling	Rated Capacity (range)	Btu/h	19,000~62,000
	Rated Current	A	26.2
	EER2		10
	SEER2		22
Heating at 47°F	Rated Capacity (range)	Btu/h	20,000~60,000
	Rated Current	A	21
	COP	W/W	3.7
	HSPF4		9.5
	HSPF5		7.4
Heating at 5°F	Rated Capacity	Btu/h	39,000
Minimum Circuit Ampacity (Outdoor unit)		A	40
Max. Fuse (Outdoor unit)		A	45
Outdoor Air Flow (Max)		CFM	4,502.8
Outdoor Noise Level (Sound Pressure)		dB(A)	65
Dimension (W×D×H)		inch	37.48x16.34x52.48
Packing (W×D×H)		inch	43.11x19.49x58.27
Net/Gross Weight			237.88/270.28
Refrigerant Type/Charged		oz	R454B/61.73
Refrigerant Precharge		ft	150
Additional Charge for Each	*0.16 for 1/4 in liquid pipe / *0.32 for 3/8 in liquid pipe*	oz/ft	0.16
Design Pressure		PSIG	550/340
Refrigerant Piping	Liquid Side	inch	6 x 1/4"
	Gas Side	inch	4 x 3/8" + 2 x 1/2"
Max. Pipe Length		ft	262.4
Max. Length for One Indoor Unit		ft	114.8
Max. Height Difference in Level		ft	49.2
Max. Height Difference Between Indoor Units		ft	33
Ambient Temperature	Cooling	°F	-13~122
	Heating	°F	-13~75
Certification		AHRI	✔
		Energy Star for Cold Climate	✔
		NEEP	✔
		ETL	✔

Multi-Zone Combination Charts on Pages 56-59

INVERTER TECHNOLOGY *Simplified*

Inverter technology is a type of technology used in heat pump outdoor units allowing the compressor to run at variable speeds, rather than just on or off. The heat pump can adjust its output to match the heating or cooling needs of the space it is serving, leading to increased efficiency and energy savings.

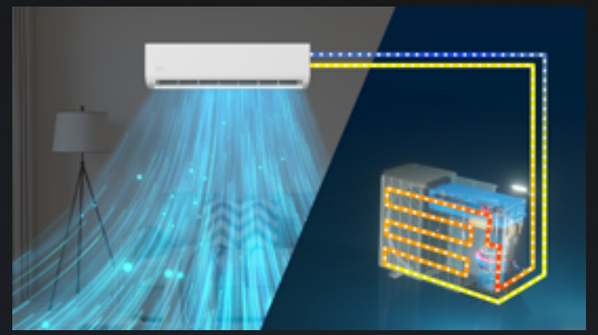

Inverter technology uses a device called the variable frequency drive (VFD) to control the frequency of the incoming electrical current that goes to the appliance. The VFD contains a small part called an inverter that converts the AC power supplied by house sockets to DC. While the energy flow is still in DC, it gives an opportunity for the VFD to change the frequency from the standard 60Hz to whatever power is needed by the appliance's motor. In addition, inverter technology uses a process called "flash injection" to allow the heat pump to produce superior heating. The flash injection process uses a bypass circuit to reroute a portion of the refrigerant to two places. Hot refrigerant flows back to the indoor coil to enhance heating. Colder refrigerant is injected back into the compressor to allow it to run at faster speeds to produce high-performance heat exchange. This technology also guarantees quiet and efficient operation for outdoor and indoor units.

This process of conserving energy by using less power, while still delivering better results is achieved through constant movement, which can save up to 40% of energy consumption.

The efficiency of inverter technology also extends into the longevity of the unit and low maintenance, all thanks to the unit running under low demand.

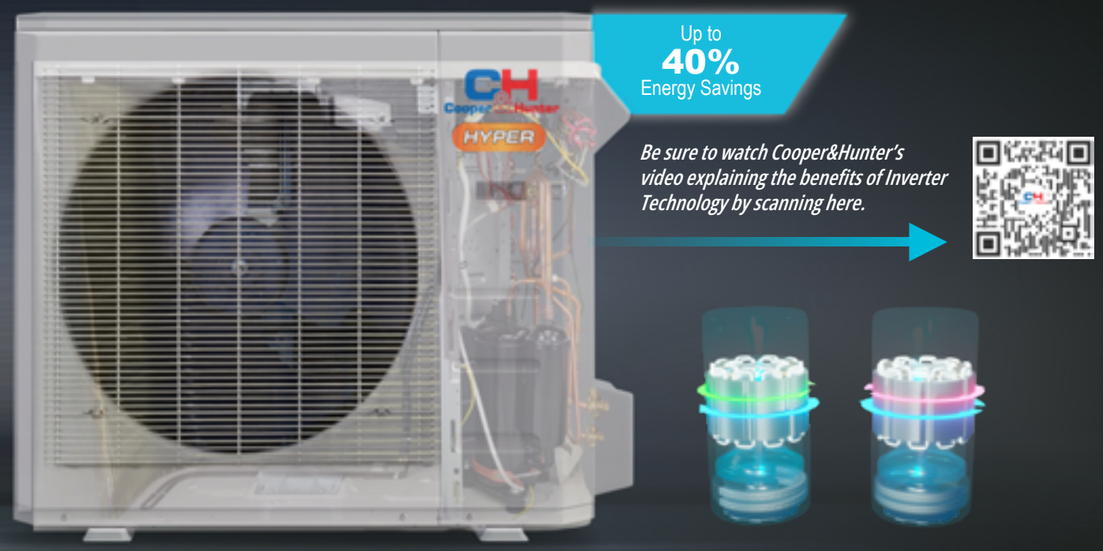

Be sure to watch Cooper&Hunter's video explaining the benefits of Inverter Technology by scanning here.

UP TO 3 ZONES

CH-RVHP19M-230VO

Outdoor Model			CH-RVHP19M-230VO
Power Supply	Rated	V, Ph, Hz	208/230, 1, 60
	Voltage Range	V	187-253
Cooling	Rated Capacity (range)	Btu/h	5,400~28,000
	Rated Current	A	5.6
	EER2		15
	SEER2		25
Heating at 47°F	Rated Capacity (range)	Btu/h	5,700~27,000
	Rated Current	A	6.5
	COP	W/W	4
	HSPF4		10.4
	HSPF5		8.5
Heating at 5°F	Rated Capacity	Btu/h	19,000
Minimum Circuit Ampacity (Outdoor unit)		A	17.5
Max. Fuse (Outdoor unit)		A	20
Outdoor Air Flow (Max)		CFM	2,130.7
Outdoor Noise Level (Sound Pressure)		dB(A)	61.5
Dimension (W×D×H)		inch	37.24x16.14x31.89
Packing (W×D×H)		inch	42.91x19.68x34.84
Net/Gross Weight			137.35/148.15
Refrigerant Type/Charged		oz	R454B/78.31
Refrigerant Precharge		ft	75
Additional Charge for Each	*0.16 for 1/4 in liquid pipe / *0.32 for 3/8 in liquid pipe*	oz/ft	0.16
Design Pressure		PSIG	550/340
Refrigerant Piping	Liquid Side	inch	3 x 1/4"
	Gas Side	inch	3 x 3/8"
Max. Pipe Length		ft	196.8
Max. Length for One Indoor Unit		ft	98.4
Max. Height Difference in Level		ft	49.2
Max. Height Difference Between Indoor Units		ft	33
Ambient Temperature	Cooling	°F	-22~122
	Heating	°F	-22~75
Certification		AHRI	✔
		Energy Star for Cold Climate	✔
		NEEP	✔
		ETL	✔

Multi-Zone Combination Charts on Pages 56-59

UP TO 4 ZONES

CH-RVHP28M-230VO

Outdoor Model			CH-RVHP28M-230VO
Power Supply	Rated	V, Ph, Hz	208/230, 1, 60
	Voltage Range	V	187-253
Cooling	Rated Capacity (range)	Btu/h	7,200~37,000
	Rated Current	A	9.5
	EER2		12.5
	SEER2		23
Heating at 47°F	Rated Capacity (range)	Btu/h	8,400~36,000
	Rated Current	A	9.1
	COP	W/W	3.8
	HSPF4		10.5
	HSPF5		8.5
Heating at 5°F	Rated Capacity	Btu/h	27,000
Minimum Circuit Ampacity (Outdoor unit)		A	30
Max. Fuse (Outdoor unit)		A	35
Outdoor Air Flow (Max)		CFM	2,148.4
Outdoor Noise Level (Sound Pressure)		dB(A)	61
Dimension (W×D×H)		inch	37.24x16.14x31.89
Packing (W×D×H)		inch	42.91x19.68x34.84
Net/Gross Weight			168.43/179.67
Refrigerant Type/Charged		oz	R454B/120.63
Refrigerant Precharge		ft	100
Additional Charge for Each	*0.16 for 1/4 in liquid pipe / *0.32 for 3/8 in liquid pipe*	oz/ft	0.16
Design Pressure		PSIG	550/340
Refrigerant Piping	Liquid Side	inch	4 x 1/4"
	Gas Side	inch	3 x 3/8" + 1 x 1/2"
Max. Pipe Length		ft	262.4
Max. Length for One Indoor Unit		ft	114.8
Max. Height Difference in Level		ft	49.2
Max. Height Difference Between Indoor Units		ft	33
Ambient Temperature	Cooling	°F	-22~122
	Heating	°F	-22~75
Certification		AHRI	✔
		Energy Star for Cold Climate	✔
		NEEP	✔
		ETL	✔

Multi-Zone Combination Charts on Pages 56-59

UP TO 5 ZONES

CH-RVHP36M-230VO

Outdoor Model			CH-RVHP36M-230VO
Power Supply	Rated	V, Ph, Hz	208/230, 1, 60
	Voltage Range	V	187-253
Cooling	Rated Capacity (range)	Btu/h	9,000~43,000
	Rated Current	A	12
	EER2		13
	SEER2		23
Heating at 47°F	Rated Capacity (range)	Btu/h	10,000~44,000
	Rated Current	A	11.5
	COP	W/W	4
	HSPF4		10.7
	HSPF5		8.5
Heating at 5°F	Rated Capacity	Btu/h	36,000
Minimum Circuit Ampacity (Outdoor unit)		A	37
Max. Fuse (Outdoor unit)		A	40
Outdoor Air Flow (Max)		CFM	3,037.2
Outdoor Noise Level (Sound Pressure)		dB(A)	65
Dimension (W×D×H)		inch	38.58x16.34x38.39
Packing (W×D×H)		inch	45.08x19.68x42.52
Net/Gross Weight			211.86/244.71
Refrigerant Type/Charged		oz	R454B/134.04
Refrigerant Precharge		ft	125
Additional Charge for Each	*0.16 for 1/4 in liquid pipe / *0.32 for 3/8 in liquid pipe*	oz/ft	0.16
Design Pressure		PSIG	550/340
Refrigerant Piping	Liquid Side	inch	5 x 1/4"
	Gas Side	inch	3 x 3/8" + 2 x 1/2"
Max. Pipe Length		ft	262.4
Max. Length for One Indoor Unit		ft	114.8
Max. Height Difference in Level		ft	49.2
Max. Height Difference Between Indoor Units		ft	33
Ambient Temperature	Cooling	°F	-22~122
	Heating	°F	-22~75
Certification		AHRI	✔
		Energy Star for Cold Climate	✔
		NEEP	✔
		ETL	✔

Multi-Zone Combination Charts on Pages 56-59

ASTORIA



ASTORIA SERIES



OLIVIA

OLIVIA



UP TO 6 ZONES

CH-RVHP48M-230VO

Outdoor Model			CH-RVHP48M-230VO
Power Supply	Rated	V, Ph, Hz	208/230, 1, 60
	Voltage Range	V	187-253
Cooling	Rated Capacity (range)	Btu/h	12,000~57,000
	Rated Current	A	17.3
	EER2		12
	SEER2		23
Heating at 47°F	Rated Capacity (range)	Btu/h	13,000~57,000
	Rated Current	A	17.3
	COP	W/W	3.7
	HSPF4		11
	HSPF5		9
Heating at 5°F	Rated Capacity	Btu/h	47,000
Minimum Circuit Ampacity (Outdoor unit)		A	37
Max. Fuse (Outdoor unit)		A	40
Outdoor Air Flow (Max)		CFM	4,502.8
Outdoor Noise Level (Sound Pressure)		dB(A)	65
Dimension (W×D×H)		inch	37.48x16.34x52.48
Packing (W×D×H)		inch	43.11x19.49x58.27
Net/Gross Weight			246.47/276.68
Refrigerant Type/Charged		oz	R454B/151.68
Refrigerant Precharge		ft	150
Additional Charge for Each	*0.16 for 1/4 in liquid pipe / *0.32 for 3/8 in liquid pipe*	oz/ft	0.16
Design Pressure		PSIG	550/340
Refrigerant Piping	Liquid Side	inch	6 x 1/4"
	Gas Side	inch	4 x 3/8" + 2 x 1/2"
Max. Pipe Length		ft	262.4
Max. Length for One Indoor Unit		ft	114.8
Max. Height Difference in Level		ft	49.2
Max. Height Difference Between Indoor Units		ft	33
Ambient Temperature	Cooling	°F	-22~122
	Heating	°F	-22~75
Certification		AHRI	✔
		Energy Star for Cold Climate	✔
		NEEP	✔
		ETL	✔

Multi-Zone Combination Charts on Pages 56-59

ASTORIA



ASTORIA SERIES



OLIVIA

OLIVIA



HYPER
COMPRESSORS

CH-RVP55M-230VO

UP TO **6** ZONES

Outdoor Model			**CH-RVHP55M-230VO**
Power Supply	**Rated**	**V, Ph, Hz**	**208/230, 1, 60**
	Voltage Range	**V**	**187-253**
Cooling	**Rated Capacity (range)**	**Btu/h**	**19,000~59,000**
	Rated Current	**A**	**18.5**
	EER2		**12**
	SEER2		**22.2**
Heating at 47°F	**Rated Capacity (range)**	**Btu/h**	**20,000~59,000**
	Rated Current	**A**	**20.1**
	COP	**W/W**	**3.5**
	HSPF4		**10.5**
	HSPF5		**8.5**
Heating at 5°F	**Rated Capacity**	**Btu/h**	**47,000**
Minimum Circuit Ampacity (Outdoor unit)		**A**	**39.5**
Max. Fuse (Outdoor unit)		**A**	**40**
Outdoor Air Flow (Max)		**CFM**	**4,502.8**
Outdoor Noise Level (Sound Pressure)		**dB(A)**	**65**
Dimension (W×D×H)		**inch**	**37.48x16.34x52.48**
Packing (W×D×H)		**inch**	**43.11x19.49x58.27**
Net/Gross Weight			**246.47/276.68**
Refrigerant Type/Charged		**oz**	**R454B/151.68**
Refrigerant Precharge		**ft**	**150**
Additional Charge for Each	***0.16 for 1/4 in liquid pipe / *0.32 for 3/8 in liquid pipe***	**oz/ft**	**0.16**
Design Pressure		**PSIG**	**550/340**
Refrigerant Piping	**Liquid Side**	**inch**	**6 x 1/4”**
	Gas Side	**inch**	**4 x 3/8” + 2 x 1/2”**
Max. Pipe Length		**ft**	**262.4**
Max. Length for One Indoor Unit		**ft**	**114.8**
Max. Height Difference in Level		**ft**	**49.2**
Max. Height Difference Between Indoor Units		**ft**	**33**
Ambient Temperature	**Cooling**	**°F**	**-22~122**
	Heating	**°F**	**-22~75**
Certification		**AHRI**	✔
		Energy Star for Cold Climate	✔
		NEEP	✔
		ETL	✔

Multi-Zone Combination Charts on Pages 56-59

ASTORIA



ASTORIA



OLIVIA



OLIVIA



C&H Cooper & Hunter

Proud Sponsors

NASCAR



COMBINATION CHART | REGULAR

MULTI-ZONE COMBINATION GUIDE

R454B



Btu/h	Astoria / Astoria Pro	Olivia	Olivia Midnight	Ceiling Cassette / Ceiling Cassette Pro	One-Way Cassette	Slim Duct	New Console	Floor Ceiling	Multi-Position Air Handler
6K	CH-RS06MASTWM-230VI CH-PRO06MASTWM-230VI				CH-RSH06-12MCT1W	CH-RS06-12MDT-MS			
9K	CH-RS09MASTWM-230VI CH-PRO09MASTWM-230VI	CH-R09MOLVWM-230VI	CH-RB09MOLVWM-230VI	CH-RH09MCT CH-RSH09-12MCT			CH-RSH09MMC		
12K	*CH-RS12MASTWM-230VI CH-PRO12MASTWM-230VI	CH-R12MOLVWM-230VI	CH-RB12MOLVWM-230VI	CH-RH12MCT CH-RSH09-12MCT			CH-RSH12MMC		
18K	CH-RS18MASTWM-230VI CH-PRO18MASTWM-230VI	CH-R18MOLVWM-230VI	CH-RB18MOLVWM-230VI	CH-RH18MCT CH-RSH18MCT	CH-RSH18MCT1W	CH-RS18MDT-MS	CH-RSH16MMC*	CH-RSH18MFC	CH-RS18MAHU
24K	CH-RS24MASTWM-230VI CH-PRO24MASTWM-230VI	CH-R24MOLVWM-230VI	CH-RB24MOLVWM-230VI	CH-RH24MCT CH-RSH24MCT		CH-RS24MDT-HS		CH-RSH24MFC	CH-RS24MAHU
30K	CH-RS30MASTWM-230VI CH-PRO30MASTWM-230VI	CH-R30MELVWM-230VI							CH-RS30MAHU
36K	CH-RS36MASTWM-230VI CH-PRO36MASTWM-230VI	CH-R36MELVWM-230VI							

*this unit also available in 15K
CH-RH15MASTWM-230VI / CH-PRO15MASTWM-230VI

*This unit considered 18K Btu/h

• Minimum of two zones must be connected • Minimum line length required per zone is 10 ft. • Port adapters are included with outdoor units, branch boxes not required

				Cooling at 95° F					Heating at 47° F							Refrigerant		Refrigerant Piping					Ambient Temperature	
Model Name		Min. Circuit Ampacity (MCA)	Max. Fuse Size	Capacity (range)	Input (range)	Rated current (range)	SEER2	EER2	Capacity (range)	Input (range)	Rated current (range)	COP	HSPF4	HSPF5	Noise Level	Precharge	Liquid side	Gas side	Max. length for all rooms	Max. length for one indoor unit	Max. height elevation between indoor and outdoor	Max. height elevation between indoor units	Cooling	Heating
		A	A	Btu/h	W	A			Btu/h	W	A				db	ft	inch	inch	ft	ft	ft	ft	°F	°F
CH-R18MES-230VO	Ducted	16	20	18,000(5,400~24,000)	1,500(400~2,100)	8(3.5~9.5)	20	12	19,000(5,700~22,000)	1,465(350~1,600)	8(3~7)	3.8	10	7.8	59	75	3x1/4"	3x3/8"	196.8	98.4	49.2	33	-13~122	-13~75
CH-R18MES-230VO	Non-ducted	16	20	18,000(5,400~21,600)	1,285(400~1,900)	6(3.5~9)	25.1	14	19,000(5,700~21,600)	1,465(350~1,630)	6.8(3~7)	3.8	9.8	7.8	59.5	75	3x1/4"	3x3/8"	196.8	98.4	49.2	33	-13~122	-13~75
CH-R28MES-230VO	Ducted	23	25	26,600(7,200~32,000)	2,215(500~2,960)	11.5(4~13)	21	12	26,600(8,400~28,800)	2,165(500~2,300)	11(4~11.5)	3.6	9	7	61	100	4x1/4"	3x3/8"+1x1/2"	262.4	114.8	49.2	33	-13~122	-13~75
CH-R28MES-230VO	Non-ducted	23	25	27,000(7,200~32,000)	2,076(500~2,730)	9.2(4~12)	25	13	27,000(8,400~29,000)	2,080(500~2,400)	9.2(4~11)	3.8	9.5	7	61	100	4x1/4"	3x3/8"+1x1/2"	262.4	114.8	49.2	33	-13~122	-13~75
CH-R36MES-230VO	Ducted	30.5	35	35,000(9,000~40,000)	2,990(600~4,500)	13.5(5~19)	20	11.7	37,000(10,000~40,500)	3,389(600~3,600)	15.5(5~16)	3.2	9.2	7	62.5	125	5x1/4"	4x3/8"+1x1/2"	262.4	114.8	49.2	33	-13~122	-13~75
CH-R36MES-230VO	Non-ducted	30.5	35	36,000(9,000~42,000)	3,000(600~4,100)	13.5(5~18.5)	24	12	37,000(10,000~42,500)	3,098(600~3,900)	14(5~17.5)	3.5	9.5	7	64.5	125	5x1/4"	4x3/8"+1x1/2"	262.4	114.8	49.2	33	-13~122	-13~75
CH-R48MES-230VO	Ducted	34	40	45,000(12,000~52,000)	3,740(800~6,000)	16.8(7~27)	20.4	12	47,000(13,000~53,000)	3,532(800~5,200)	15.7(7~23)	3.9	10.6	8.1	63	150	6x1/4"	4x3/8"+2x1/2"	262.4	114.8	49.2	33	-13~122	-13~75
CH-R48MES-230VO	Non-ducted	34	40	47,000(12,000~55,000)	3,764(800~5,800)	16.6(7~26)	24	12.5	48,000(13,000~53,000)	3,702(800~5,200)	16.3(7~23)	3.8	10.3	8	63	150	6x1/4"	4x3/8"+2x1/2"	262.4	114.8	49.2	33	-13~122	-13~75
CH-R60MES-230VO	Ducted	36	40	60,000(19,000~61,000)	6,000(1,200~6,360)	27(10~28)	18	10	60,000(20,000~61,000)	4,753(1,200~5,200)	21.3(10~23)	3.7	9.2	7.1	64	150	6x1/4"	4x3/8"+2x1/2"	262.4	114.8	49.2	33	-13~122	-13~75
CH-R60MES-230VO	Non-ducted	36	40	60,000(19,000~62,000)	6,000(1,200~6,000)	26.2(9~26.2)	22	10	60,000(20,000~60,000)	4,753(1,200~5,200)	21(9~23)	3.7	9.5	7.4	65	150	6x1/4"	4x3/8"+2x1/2"	262.4	114.8	49.2	33	-13~122	-13~75

UP TO 3 ZONES



CH-R18MES-230VO

2 ZONES

6K	6K
6K	9K
6K	12K
6K	18K
9K	9K
9K	12K
12K	12K

3 ZONES

6K	6K	6K
6K	6K	9K
6K	9K	9K

UP TO 4 ZONES

CH-R28MES-230VO

2 ZONES

6K	6K
6K	9K
6K	12K
6K	18K
6K	24K
9K	9K
9K	12K
9K	18K
9K	24K
12K	12K
12K	18K
12K	24K
18K	18K

3 ZONES

6K	6K	6K
6K	6K	9K
6K	6K	12K
6K	6K	18K
6K	6K	24K
6K	9K	9K
6K	9K	12K
6K	9K	18K
6K	12K	12K
6K	12K	18K
9K	9K	9K
9K	9K	12K
9K	9K	18K
9K	12K	12K
12K	12K	12K

4 ZONES

6K	6K	6K	6K
6K	6K	6K	9K
6K	6K	6K	12K
6K	6K	9K	9K
6K	6K	9K	12K
6K	9K	9K	9K
6K	9K	9K	12K
9K	9K	9K	9K

*Note: Units marked in RED can be either a Multi-position Air Handler or other Indoor unit type.

UP TO 5 ZONES

CH-R36MES-230VO

2 ZONES

6K	18K
6K	24K
9K	9K
9K	12K
9K	18K
9K	24K
12K	12K
12K	18K
12K	24K
18K	18K

3 ZONES

6K	6K	6K
6K	6K	9K
6K	6K	12K
6K	6K	18K
6K	6K	24K
6K	9K	9K
6K	9K	12K
6K	9K	18K
6K	9K	24K
6K	12K	12K
6K	12K	18K
6K	12K	24K
6K	18K	18K

3 ZONES

9K	9K	9K
9K	9K	12K
9K	9K	18K
9K	9K	24K
9K	12K	12K
9K	12K	18K
9K	12K	24K
9K	18K	18K
12K	12K	12K
12K	12K	18K
12K	12K	24K
12K	18K	18K

4 ZONES

6K	6K	6K	6K
6K	6K	6K	9K
6K	6K	6K	12K
6K	6K	6K	18K
6K	6K	6K	24K
6K	6K	9K	9K
6K	6K	9K	12K
6K	6K	9K	18K
6K	6K	9K	24K
6K	6K	12K	12K
6K	6K	12K	18K
6K	6K	12K	24K
6K	6K	18K	18K
6K	9K	9K	9K

4 ZONES

6K	9K	9K	12K
6K	9K	9K	18K
6K	9K	9K	24K
6K	9K	12K	12K
6K	9K	12K	18K
6K	12K	12K	12K
6K	12K	12K	18K
9K	9K	9K	9K
9K	9K	9K	12K
9K	9K	9K	18K
9K	9K	12K	12K
9K	9K	12K	18K
9K	12K	12K	12K
12K	12K	12K	12K

5 ZONES

6K	6K	6K	6K	6K
6K	6K	6K	6K	9K
6K	6K	6K	6K	12K
6K	6K	6K	6K	18K
6K	6K	6K	9K	9K
6K	6K	6K	9K	12K
6K	6K	6K	9K	18K
6K	6K	9K	9K	9K
6K	6K	9K	9K	12K
6K	6K	9K	9K	18K
6K	9K	9K	9K	9K
6K	9K	9K	9K	12K
6K	9K	9K	9K	18K
9K	9K	9K	9K	9K
9K	9K	9K	9K	12K

*Note: Units marked in RED can be either a Multi-position Air Handler or other Indoor unit type.

© 01.2025 All rights reserved

UP TO 6 ZONES

CH-R48MES-230VO

2 ZONES

6K	18K
6K	24K
6K	30K
6K	36K
9K	18K
9K	24K
9K	30K
9K	36K
12K	12K
12K	18K
12K	24K
12K	30K
12K	36K
18K	18K
18K	24K
18K	30K
18K	36K
24K	24K
24K	30K
24K	36K

3 ZONES

6K	6K	18K
6K	6K	24K
6K	6K	30K
6K	6K	36K
6K	9K	12K
6K	9K	18K
6K	9K	24K
6K	9K	30K
6K	9K	36K
6K	12K	18K
6K	12K	24K
6K	12K	30K
6K	12K	36K
6K	18K	18K
6K	18K	24K
6K	18K	30K
6K	18K	36K
9K	9K	9K
9K	9K	12K
9K	9K	18K

3 ZONES

9K	9K	24K
9K	9K	30K
9K	9K	36K
9K	12K	12K
9K	12K	18K
9K	12K	24K
9K	12K	30K
9K	12K	36K
9K	18K	18K
9K	18K	24K
9K	18K	30K
9K	18K	36K
12K	12K	12K
12K	12K	18K
12K	12K	24K
12K	12K	30K
12K	12K	36K
12K	18K	18K
12K	18K	24K
12K	18K	30K
18K	18K	18K

4 ZONES

6K	6K	6K	6K
6K	6K	6K	9K
6K	6K	6K	18K
6K	6K	6K	24K
6K	6K	9K	9K
6K	6K	9K	12K
6K	6K	9K	18K
6K	6K	9K	24K
6K	6K	12K	12K
6K	6K	12K	18K
6K	6K	12K	24K
6K	6K	18K	18K
6K	6K	18K	24K
6K	9K	9K	9K
6K	9K	9K	12K
6K	9K	9K	18K
6K	9K	9K	24K
6K	9K	12K	12K
6K	9K	12K	18K
6K	9K	12K	24K
6K	9K	18K	18K
6K	9K	18K	24K

4 ZONES

6K	12K	12K	12K
6K	12K	12K	18K
6K	12K	12K	24K
6K	12K	18K	18K
6K	12K	18K	24K
9K	9K	9K	9K
9K	9K	9K	12K
9K	9K	9K	18K
9K	9K	9K	24K
9K	9K	12K	12K
9K	9K	12K	18K
9K	9K	12K	24K
9K	9K	18K	18K
9K	9K	18K	24K
9K	12K	12K	12K
9K	12K	12K	18K
9K	12K	12K	24K
9K	12K	18K	18K
9K	12K	18K	24K
9K	18K	18K	18K
12K	12K	12K	12K
12K	12K	12K	18K
12K	12K	12K	24K
12K	12K	18K	18K

5 ZONES

6K	6K	6K	6K	6K
6K	6K	6K	6K	9K
6K	6K	6K	6K	12K
6K	6K	6K	6K	18K
6K	6K	6K	6K	24K
6K	6K	6K	9K	9K
6K	6K	6K	9K	12K
6K	6K	6K	9K	18K
6K	6K	6K	9K	24K
6K	6K	6K	12K	12K
6K	6K	6K	12K	18K
6K	6K	6K	12K	24K
6K	6K	6K	18K	18K
6K	6K	6K	18K	24K
6K	6K	9K	9K	9K
6K	6K	9K	9K	12K
6K	6K	9K	9K	18K
6K	6K	9K	9K	24K
6K	6K	9K	12K	12K
6K	6K	9K	12K	18K
6K	6K	9K	12K	24K
6K	6K	9K	18K	18K
6K	6K	9K	18K	24K
6K	6K	12K	12K	12K
6K	6K	12K	12K	18K
6K	6K	12K	12K	24K
6K	6K	12K	18K	18K

5 ZONES

6K	9K	9K	9K	9K
6K	9K	9K	9K	12K
6K	9K	9K	9K	18K
6K	9K	9K	9K	24K
6K	9K	9K	12K	12K
6K	9K	9K	12K	18K
6K	9K	9K	12K	24K
6K	9K	9K	18K	18K
6K	9K	12K	12K	12K
6K	9K	12K	12K	18K
6K	9K	12K	12K	24K
6K	9K	12K	18K	18K
6K	12K	12K	12K	12K
6K	12K	12K	12K	18K
9K	9K	9K	9K	9K
9K	9K	9K	9K	12K
9K	9K	9K	9K	18K
9K	9K	9K	9K	24K
9K	9K	9K	12K	12K
9K	9K	9K	12K	18K
9K	9K	9K	12K	24K
9K	9K	9K	18K	18K
9K	9K	12K	12K	12K
9K	9K	12K	12K	18K
9K	12K	12K	12K	12K
9K	12K	12K	12K	18K
12K	12K	12K	12K	12K

6 ZONES

6K	6K	6K	6K	6K	6K
6K	6K	6K	6K	6K	9K
6K	6K	6K	6K	6K	12K
6K	6K	6K	6K	6K	18K
6K	6K	6K	6K	9K	9K
6K	6K	6K	6K	9K	12K
6K	6K	6K	6K	9K	18K
6K	6K	6K	6K	12K	12K
6K	6K	6K	6K	12K	18K
6K	6K	6K	9K	9K	9K
6K	6K	6K	9K	9K	12K
6K	6K	6K	9K	9K	18K
6K	6K	6K	9K	12K	12K
6K	6K	6K	9K	12K	18K
6K	6K	6K	12K	12K	12K
6K	6K	6K	12K	12K	18K
6K	6K	9K	9K	9K	9K
6K	6K	9K	9K	9K	12K
6K	6K	9K	9K	9K	18K
6K	6K	9K	9K	12K	12K
6K	6K	9K	9K	12K	18K
6K	6K	9K	12K	12K	12K
6K	6K	9K	12K	12K	18K
6K	9K	9K	9K	9K	9K
6K	9K	9K	9K	9K	12K
6K	9K	9K	9K	9K	18K
6K	9K	9K	9K	12K	12K
6K	9K	9K	9K	12K	18K
6K	9K	9K	12K	12K	12K
9K	9K	9K	9K	9K	9K
9K	9K	9K	9K	9K	12K
9K	9K	9K	9K	9K	18K
9K	9K	9K	9K	12K	12K
9K	9K	9K	12K	12K	12K

*Note: Units marked in RED can be either a Multi-position Air Handler or other Indoor unit type.

UP TO 6 ZONES

CH-R60MES-230VO

2 ZONES

6K	18K
6K	24K
6K	30K
6K	36K
9K	18K
9K	24K
9K	30K
9K	36K
12K	12K
12K	18K
12K	24K
12K	30K
12K	36K
18K	18K
18K	24K
18K	30K
18K	36K
24K	24K
24K	30K
24K	36K

3 ZONES

6K	6K	18K
6K	6K	24K
6K	6K	30K
6K	6K	36K
6K	9K	9K
6K	9K	12K
6K	9K	18K
6K	9K	24K
6K	9K	30K
6K	9K	36K
6K	12K	12K
6K	12K	18K
6K	12K	24K
6K	12K	30K
6K	12K	36K
6K	18K	18K
6K	18K	24K
6K	18K	30K
6K	18K	36K
9K	9K	9K
9K	9K	12K
9K	9K	18K

3 ZONES

9K	9K	24K
9K	9K	30K
9K	9K	36K
9K	12K	12K
9K	12K	18K
9K	12K	24K
9K	12K	30K
9K	12K	36K
9K	18K	18K
9K	18K	24K
9K	18K	30K
9K	18K	36K
12K	12K	12K
12K	12K	18K
12K	12K	24K
12K	12K	30K
12K	12K	36K
12K	18K	18K
12K	18K	24K
12K	18K	30K
12K	18K	36K
18K	18K	18K

4 ZONES

6K	6K	6K	6K
6K	6K	6K	9K
6K	6K	6K	12K
6K	6K	6K	18K
6K	6K	6K	24K
6K	6K	9K	9K
6K	6K	9K	12K
6K	6K	9K	18K
6K	6K	9K	24K
6K	6K	12K	12K
6K	6K	12K	18K
6K	6K	12K	24K
6K	6K	18K	18K
6K	6K	18K	24K
6K	9K	9K	9K
6K	9K	9K	12K
6K	9K	9K	18K
6K	9K	9K	24K
6K	9K	12K	12K
6K	9K	12K	18K
6K	9K	12K	24K
6K	9K	18K	18K
6K	9K	18K	24K
6K	12K	12K	12K
6K	12K	12K	18K
6K	12K	12K	24K

4 ZONES

6K	12K	18K	18K
6K	12K	18K	24K
6K	18K	18K	18K
6K	18K	18K	24K
9K	9K	9K	9K
9K	9K	9K	12K
9K	9K	9K	18K
9K	9K	9K	24K
9K	9K	12K	12K
9K	9K	12K	18K
9K	9K	12K	24K
9K	9K	18K	18K
9K	9K	18K	24K
9K	12K	12K	12K
9K	12K	12K	18K
9K	12K	12K	24K
9K	12K	18K	18K
9K	12K	18K	24K
9K	18K	18K	18K
12K	12K	12K	12K
12K	12K	12K	18K
12K	12K	12K	24K
12K	12K	18K	18K
12K	12K	18K	24K
12K	18K	18K	18K

5 ZONES

6K	6K	6K	6K	6K
6K	6K	6K	6K	9K
6K	6K	6K	6K	12K
6K	6K	6K	6K	18K
6K	6K	6K	6K	24K
6K	6K	6K	9K	9K
6K	6K	6K	9K	12K
6K	6K	6K	9K	18K
6K	6K	6K	9K	24K
6K	6K	6K	12K	12K
6K	6K	6K	12K	18K
6K	6K	6K	12K	24K
6K	6K	6K	18K	18K
6K	6K	6K	18K	24K
6K	6K	9K	9K	9K
6K	6K	9K	9K	12K
6K	6K	9K	9K	18K
6K	6K	9K	9K	24K
6K	6K	9K	12K	12K
6K	6K	9K	12K	18K
6K	6K	9K	12K	24K
6K	6K	9K	18K	18K
6K	6K	9K	18K	24K
6K	6K	12K	12K	12K
6K	6K	12K	12K	18K
6K	6K	12K	12K	24K
6K	6K	12K	18K	18K
6K	6K	12K	18K	24K
6K	6K	18K	18K	18K
6K	6K	18K	18K	24K
6K	9K	9K	9K	9K
6K	9K	9K	9K	12K
6K	9K	9K	9K	18K
6K	9K	9K	9K	24K

5 ZONES

6K	9K	9K	12K	12K
6K	9K	9K	12K	18K
6K	9K	9K	12K	24K
6K	9K	9K	18K	18K
6K	9K	9K	18K	24K
6K	9K	12K	12K	12K
6K	9K	12K	12K	18K
6K	9K	12K	12K	24K
6K	9K	12K	18K	18K
6K	12K	12K	12K	12K
6K	12K	12K	12K	18K
6K	12K	12K	12K	24K
6K	12K	12K	18K	18K
6K	12K	18K	18K	18K
9K	9K	9K	9K	9K
9K	9K	9K	9K	12K
9K	9K	9K	9K	18K
9K	9K	9K	9K	24K
9K	9K	9K	12K	12K
9K	9K	9K	12K	18K
9K	9K	9K	12K	24K
9K	9K	9K	18K	18K
9K	9K	9K	18K	24K
9K	9K	12K	12K	12K
9K	9K	12K	12K	18K
9K	9K	12K	12K	24K
9K	9K	12K	18K	18K
9K	9K	12K	18K	24K
9K	9K	18K	18K	18K
9K	12K	12K	12K	12K
9K	12K	12K	12K	18K
9K	12K	12K	12K	24K
9K	12K	12K	18K	18K
12K	12K	12K	12K	12K
12K	12K	12K	12K	18K
12K	12K	12K	12K	24K
12K	12K	12K	18K	18K

6 ZONES

6K	6K	6K	6K	6K	6K
6K	6K	6K	6K	6K	9K
6K	6K	6K	6K	6K	12K
6K	6K	6K	6K	6K	18K
6K	6K	6K	6K	6K	24K
6K	6K	6K	6K	9K	9K
6K	6K	6K	6K	9K	12K
6K	6K	6K	6K	9K	18K
6K	6K	6K	6K	9K	24K
6K	6K	6K	6K	12K	12K
6K	6K	6K	6K	12K	18K
6K	6K	6K	6K	12K	24K
6K	6K	6K	9K	9K	9K
6K	6K	6K	9K	9K	12K
6K	6K	6K	9K	9K	18K
6K	6K	6K	9K	9K	24K
6K	6K	6K	9K	12K	12K
6K	6K	6K	9K	12K	18K
6K	6K	6K	9K	12K	24K
6K	6K	6K	12K	12K	12K
6K	6K	6K	12K	12K	18K
6K	6K	6K	12K	12K	24K
6K	6K	9K	9K	9K	9K
6K	6K	9K	9K	9K	12K
6K	6K	9K	9K	9K	18K
6K	6K	9K	9K	9K	24K
6K	6K	9K	9K	12K	12K
6K	6K	9K	9K	12K	18K
6K	6K	9K	9K	12K	24K
6K	6K	9K	12K	12K	12K
6K	6K	9K	12K	12K	18K
6K	6K	9K	12K	12K	24K

6 ZONES

6K	6K	12K	12K	12K	12K
6K	6K	12K	12K	12K	18K
6K	6K	12K	12K	12K	24K
6K	9K	9K	9K	9K	9K
6K	9K	9K	9K	9K	12K
6K	9K	9K	9K	9K	18K
6K	9K	9K	9K	9K	24K
6K	9K	9K	9K	12K	12K
6K	9K	9K	9K	12K	18K
6K	9K	9K	9K	12K	24K
6K	9K	9K	9K	18K	18K
6K	9K	9K	12K	12K	12K
6K	9K	9K	12K	12K	18K
6K	9K	9K	12K	12K	24K
6K	9K	12K	12K	12K	12K
6K	9K	12K	12K	12K	18K
6K	12K	12K	12K	12K	12K
6K	12K	12K	12K	12K	18K
9K	9K	9K	9K	9K	9K
9K	9K	9K	9K	9K	12K
9K	9K	9K	9K	9K	18K
9K	9K	9K	9K	9K	24K
9K	9K	9K	9K	12K	12K
9K	9K	9K	9K	12K	18K
9K	9K	9K	9K	12K	24K
9K	9K	9K	12K	12K	12K
9K	9K	9K	12K	12K	18K
9K	9K	12K	12K	12K	12K
9K	9K	12K	12K	12K	18K
9K	12K	12K	12K	12K	12K
12K	12K	12K	12K	12K	12K

*Note: Units marked in RED can be either a Multi-position Air Handler or other Indoor unit type.

Cooper & Hunter

COMBINATION CHART | HYPER

MULTI-ZONE COMBINATION GUIDE

R454B



Btu/h	Astoria / Astoria Pro	Olivia	Olivia Midnight	Ceiling Cassette / Ceiling Cassette Pro	One-Way Cassette	Slim Duct	New Console	Floor Ceiling	Multi-Position Air Handler
							*This unit considered 18K Btu/h		
6K	CH-RH06MASTWM-230VI CH-PRO06MASTWM-230VI	CH-R06MOLVWM-230VII	CH-RB06MOLVWM-230VI		CH-RSH06-12MCT1W	CH-RS06-12MDT-MS			
9K	CH-RH09MASTWM-230VI CH-PRO09MASTWM-230VI	CH-R09MOLVWM-230VI	CH-RB09MOLVWM-230VI	CH-RH09MCT CH-RSH09-12MCT			CH-RSH09MMC		
12K	CH-RH12MASTWM-230VI CH-PRO12MASTWM-230VI	CH-R12MOLVWM-230VI	CH-RB12MOLVWM-230VI	CH-RH12MCT CH-RSH09-12MCT			CH-RSH12MMC		
18K	*CH-RH18MASTWM-230VI CH-PRO18MASTWM-230VI	CH-R18MOLVWM-230VI	CH-RB18MOLVWM-230VI	CH-RH18MCT CH-RSH18MCT	CH-RSH18MCT1W	CH-RS18MDT-MS	CH-RSH16MMC*	CH-RSH18MFC	CH-RS18MAHU
24K	CH-RH24MASTWM-230VI CH-PRO24MASTWM-230VI	CH-R24MOLVWM-230VI	CH-RB24MOLVWM-230VI	CH-RH24MCT CH-RSH24MCT		CH-RS24MDT-HS		CH-RSH24MFC	CH-RS24MAHU
30K	CH-RH30MASTWM-230VI CH-PRO30MASTWM-230VI	CH-R30MELVWM-230VI							CH-RS30MAHU
36K	CH-RH36MASTWM-230VI CH-PRO36MASTWM-230VI	CH-R36MELVWM-230VI							

*this unit also available in 15K
CH-RH15MASTWM-230VI / CH-PRO15MASTWM-230VI

• Minimum of two zones must be connected • Minimum line length required per zone is 10 ft. • Port adapters are included with outdoor units, branch boxes not required

				Cooling at 95° F					Heating at 47° F							Refrigerant	Refrigerant Piping						Ambient Temperature	
Model Name		Min. Circuit Ampacity (MCA)	Max. Fuse Size	Capacity (range)	Input (range)	Rated current (range)	SEER2	EER2	Capacity (range)	Input (range)	Rated current (range)	COP	HSPF4	HSPF5	Noise Level	Precharge	Liquid side	Gas side	Max. length for all rooms	Max. length for one indoor unit	Max. height elevation between indoor and outdoor	Max. height elevation between indoor units	Cooling	Heating
		A	A	Btu/h	W	A			Btu/h	W	A				db	ft	inch	inch	ft	ft	ft	ft	°F	°F
CH-RVHP19M-230VO	Ducted	17.5	20	19,000(5,400~27,600)	1,460(400~2,350)	7.5(3.5~11)	20	13	20,000(5,700~25,400)	1,460(400~2,350)	7.5(3.5~11)	4	10	8	61.5	75	3x1/4"	3x3/8"	196.8	98.4	49.2	33	-22~122	-22~75
CH-RVHP19M-230VO	Non-Ducted	17.5	20	19,000(5,400~28,000)	1,265(400~2,250)	5.6(3.5~10)	25	15	20,000(5,700~27,000)	1,265(400~2,250)	5.6(3.5~10)	4	10.4	8.5	61.5	75	3x1/4"	3x3/8"	196.8	98.4	49.2	33	-22~122	-22~75
CH-RVHP28M-230VO	Ducted	30	35	28,000(7,200~38,000)	2,333(500~4,500)	10.5(4~20)	19	12	28,000(8,400~38,500)	2,333(500~4,500)	10.5(4~20)	3.6	9.5	7.7	61	100	4x1/4"	3x3/8"+1x1/2"	262.4	114.8	49.2	33	-22~122	-22~75
CH-RVHP28M-230VO	Non-Ducted	30	35	27,000(7,200~37,000)	2,125(500~3,620)	9.5(4~16)	23	12.5	27,000(8,400~36,000)	2,125(500~3,620)	9.5(4~16)	3.8	10.5	8.5	61	100	4x1/4"	3x3/8"+1x1/2"	262.4	114.8	49.2	33	-22~122	-22~75
CH-RVHP36M-230VO	Ducted	37	40	36,000(9,000~42,000)	3,000(600~4,200)	13.4(5.2~19)	19.4	12	36,000(10,000~45,000)	3,000(600~4,200)	13.4(5.2~19)	3.8	10.4	8.8	65	125	5x1/4"	3x3/8"+21x1/2"	262.4	114.8	49.2	33	-22~122	-22~75
CH-RVHP36M-230VO	Non-Ducted	37	40	36,000(9,000~43,000)	2,750(600~4,000)	12(5.2~17.8)	23	13	36,000(10,000~44,000)	2,750(600~4,000)	12(5.2~17.8)	4	10.7	8.5	65	125	5x1/4"	3x3/8"+21x1/2"	262.4	114.8	49.2	33	-22~122	-22~75
CH-RVHP48M-230VO	Ducted	37	40	47,000(12,000~57,000)	4,020(800~5,700)	17.9(7~25)	20.4	11.7	48,000(13,000~60,000)	4,020(800~5,700)	17.9(7~25)	3.5	11	9	65	150	6x1/4"	4x3/8"+2x1/2"	262.4	114.8	49.2	33	-22~122	-22~75
CH-RVHP48M-230VO	Non-Ducted	37	40	47,000(12,000~57,000)	3,917(800~5,400)	17.3(7~24)	23	12	49,000(13,000~57,000)	3,917(800~5,400)	17.3(7~24)	3.7	11	9	65	150	6x1/4"	4x3/8"+2x1/2"	262.4	114.8	49.2	33	-22~122	-22~75
CH-RVHP55M-230VO	Ducted	39.5	40	53,000(19,000~60,000)	4,530(1,200~6,100)	21(10~27)	20	11.7	55,000(20,000~61,000)	4,530(1,200~6,100)	21(10~27)	3.7	10.7	8.8	65	150	6x1/4"	4x3/8"+2x1/2"	262.4	114.8	49.2	33	-22~122	-22~75
CH-RVHP55M-230VO	Non-Ducted	39.5	40	51,000(19,000~59,000)	4,250(1,200~5,400)	18.5(10.5~24)	22.2	12	55,000(20,000~59,000)	4,250(1,200~5,400)	18.5(10.5~24)	3.5	10.5	8.5	65	150	6x1/4"	4x3/8"+2x1/2"	262.4	114.8	49.2	33	-22~122	-22~75

UP TO 3 ZONES

CH-RVHP19M-230VO

2 ZONES	
6K	6K
6K	9K
6K	12K
6K	18K
6K	24K
9K	9K
9K	12K
9K	18K
9K	24K
12K	12K
12K	18K
12K	24K
18K	18K

3 ZONES		
6K	6K	6K
6K	6K	9K
6K	6K	12K
6K	6K	18K
6K	6K	24K
6K	9K	9K
6K	9K	12K
6K	9K	18K
6K	12K	12K
6K	12K	18K
9K	9K	9K
9K	9K	12K
9K	9K	18K
9K	12K	12K
12K	12K	12K

*Note: Units marked in RED can be either a Multi-position Air Handler or other Indoor unit type.

UP TO 4 ZONES

CH-RVHP28M-230VO

2 ZONES	
6K	18K
6K	24K
9K	9K
9K	12K
9K	18K

2 ZONES	
9K	24K
12K	12K
12K	18K
12K	24K
18K	18K

3 ZONES		
6K	6K	6K
6K	6K	9K
6K	6K	12K
6K	6K	18K
6K	6K	24K
6K	9K	9K
6K	9K	12K
6K	9K	18K
6K	9K	24K
6K	12K	12K
6K	12K	18K
6K	12K	24K
6K	18K	18K

3 ZONES		
6K	18K	24K
9K	9K	9K
9K	9K	12K
9K	9K	18K
9K	9K	24K
9K	12K	12K
9K	12K	18K
9K	12K	24K
9K	18K	18K
12K	12K	12K
12K	12K	18K
12K	12K	24K
12K	18K	18K

4 ZONES			
6K	6K	6K	6K
6K	6K	6K	9K
6K	6K	6K	12K
6K	6K	6K	18K
6K	6K	6K	24K
6K	6K	9K	9K
6K	6K	9K	12K
6K	6K	9K	18K
6K	6K	9K	24K
6K	6K	12K	12K
6K	6K	12K	18K
6K	6K	12K	24K
6K	6K	18K	18K
6K	9K	9K	9K
6K	9K	9K	12K

4 ZONES			
6K	9K	9K	18K
6K	9K	9K	24K
6K	9K	12K	12K
6K	9K	12K	18K
6K	12K	12K	12K
6K	12K	12K	18K
9K	9K	9K	9K
9K	9K	9K	12K
9K	9K	9K	18K
9K	9K	12K	12K
9K	9K	12K	18K
9K	12K	12K	12K
12K	12K	12K	12K

UP TO 5 ZONES

CH-RVHP36M-230VO

2 ZONES	
6K	18K
6K	24K
6K	30K
6K	36K
9K	18K
9K	24K
9K	30K
9K	36K
12K	12K
12K	18K
12K	24K
12K	30K
12K	36K
18K	18K
18K	24K
18K	30K
24K	24K

3 ZONES		
6K	6K	12K
6K	6K	18K
6K	6K	24K
6K	6K	30K
6K	6K	36K
6K	9K	9K
6K	9K	12K
6K	9K	18K
6K	9K	24K
6K	9K	30K
6K	12K	12K
6K	12K	18K
6K	12K	24K
6K	12K	30K
6K	18K	18K
6K	18K	24K

3 ZONES		
9K	9K	9K
9K	9K	12K
9K	9K	18K
9K	9K	24K
9K	9K	30K
9K	12K	12K
9K	12K	18K
9K	12K	24K
9K	18K	18K
9K	18K	24K
12K	12K	12K
12K	12K	18K
12K	12K	24K
12K	18K	18K
12K	18K	24K
18K	18K	18K

4 ZONES			
6K	6K	6K	6K
6K	6K	6K	9K
6K	6K	6K	12K
6K	6K	6K	18K
6K	6K	6K	24K
6K	6K	9K	9K
6K	6K	9K	12K
6K	6K	9K	18K
6K	6K	12K	24K
6K	6K	12K	12K
6K	6K	12K	18K
6K	6K	12K	24K
6K	6K	18K	18K
6K	9K	18K	24K
6K	9K	9K	9K
6K	9K	9K	12K

4 ZONES			
6K	9K	9K	18K
6K	9K	9K	24K
6K	9K	12K	12K
6K	9K	12K	18K
6K	9K	12K	24K
6K	9K	18K	18K
6K	9K	18K	24K
6K	12K	12K	12K
6K	12K	12K	18K
6K	12K	12K	24K
6K	12K	18K	18K
6K	12K	18K	24K
6K	18K	18K	18K
9K	9K	9K	9K
9K	9K	9K	12K
9K	9K	9K	18K

4 ZONES			
9K	9K	9K	24K
9K	9K	12K	12K
9K	9K	12K	18K
9K	9K	12K	24K
9K	9K	18K	18K
9K	9K	18K	24K
9K	12K	12K	12K
9K	12K	12K	18K
9K	12K	12K	24K
9K	12K	18K	18K
9K	18K	18K	18K
12K	12K	12K	12K
12K	12K	12K	18K
12K	12K	12K	24K
12K	12K	18K	18K

5 ZONES				
6K	6K	6K	6K	6K
6K	6K	6K	6K	9K
6K	6K	6K	6K	12K
6K	6K	6K	6K	18K
6K	6K	6K	9K	9K
6K	6K	6K	9K	12K
6K	6K	6K	9K	18K
6K	6K	6K	12K	12K
6K	6K	6K	12K	18K
6K	6K	9K	9K	9K
6K	6K	9K	9K	12K
6K	6K	9K	9K	18K
6K	6K	9K	12K	12K
6K	6K	12K	12K	12K
6K	9K	9K	9K	9K
6K	9K	9K	9K	12K
6K	9K	9K	12K	12K
9K	9K	9K	9K	9K
9K	9K	9K	9K	12K

*Note: Units marked in RED can be either a Multi-position Air Handler or other Indoor unit type.

UP TO 6 ZONES

CH-RVHP48M-230VO
CH-RVHP55M-230VO

2 ZONES	
6K	18K
6K	24K
6K	30K
6K	36K
9K	18K
9K	24K
9K	30K
9K	36K
12K	12K
12K	18K
12K	24K
12K	30K
12K	36K
18K	18K
18K	24K
18K	30K
18K	36K
24K	24K
24K	30K
24K	36K

3 ZONES		
6K	6K	18K
6K	6K	24K
6K	6K	30K
6K	6K	36K
6K	9K	9K
6K	9K	12K
6K	9K	18K
6K	9K	24K
6K	9K	30K
6K	9K	36K
6K	12K	12K
6K	12K	18K
6K	12K	24K
6K	12K	30K
6K	12K	36K
6K	18K	18K
6K	18K	24K
6K	18K	30K
6K	18K	36K
9K	9K	9K
9K	9K	12K
9K	9K	18K

3 ZONES		
9K	9K	24K
9K	9K	30K
9K	9K	36K
9K	12K	12K
9K	12K	18K
9K	12K	24K
9K	12K	30K
9K	12K	36K
9K	18K	18K
9K	18K	24K
9K	18K	30K
9K	18K	36K
12K	12K	12K
12K	12K	18K
12K	12K	24K
12K	12K	30K
12K	12K	36K
12K	18K	18K
12K	18K	24K
12K	18K	30K
12K	18K	36K
18K	18K	18K

4 ZONES			
6K	6K	6K	6K
6K	6K	6K	9K
6K	6K	6K	12K
6K	6K	6K	18K
6K	6K	6K	24K
6K	6K	9K	9K
6K	6K	9K	12K
6K	6K	9K	18K
6K	6K	9K	24K
6K	6K	12K	12K
6K	6K	12K	18K
6K	6K	12K	24K
6K	6K	18K	18K
6K	6K	18K	24K
6K	9K	9K	9K
6K	9K	9K	12K
6K	9K	9K	18K
6K	9K	9K	24K
6K	9K	12K	12K
6K	9K	12K	18K
6K	9K	12K	24K
6K	9K	18K	18K
6K	9K	18K	24K
6K	12K	12K	12K
6K	12K	12K	18K
6K	12K	12K	24K

4 ZONES			
6K	12K	18K	18K
6K	12K	18K	24K
6K	18K	18K	18K
6K	18K	18K	24K
9K	9K	9K	9K
9K	9K	9K	12K
9K	9K	9K	18K
9K	9K	9K	24K
9K	9K	12K	12K
9K	9K	12K	18K
9K	9K	12K	24K
9K	9K	18K	18K
9K	9K	18K	24K
9K	12K	12K	12K
9K	12K	12K	18K
9K	12K	12K	24K
9K	12K	18K	18K
9K	12K	18K	24K
9K	18K	18K	18K
12K	12K	12K	12K
12K	12K	12K	18K
12K	12K	12K	24K
12K	12K	18K	18K
12K	12K	18K	24K
12K	18K	18K	18K

*Note: Units marked in RED can be either a Multi-position Air Handler or other Indoor unit type.

5 ZONES				
6K	6K	6K	6K	6K
6K	6K	6K	6K	9K
6K	6K	6K	6K	12K
6K	6K	6K	6K	18K
6K	6K	6K	6K	24K
6K	6K	6K	9K	9K
6K	6K	6K	9K	12K
6K	6K	6K	9K	18K
6K	6K	6K	9K	24K
6K	6K	6K	12K	12K
6K	6K	6K	12K	18K
6K	6K	6K	12K	24K
6K	6K	6K	18K	18K
6K	6K	6K	18K	24K
6K	6K	9K	9K	9K
6K	6K	9K	9K	12K
6K	6K	9K	9K	18K
6K	6K	9K	9K	24K
6K	6K	9K	12K	12K
6K	6K	9K	12K	18K
6K	6K	9K	12K	24K
6K	6K	9K	18K	18K
6K	6K	9K	18K	24K
6K	6K	12K	12K	12K
6K	6K	12K	12K	18K
6K	6K	12K	12K	24K
6K	6K	12K	18K	18K
6K	6K	12K	18K	24K
6K	6K	18K	18K	18K
6K	6K	18K	18K	24K
6K	9K	9K	9K	9K
6K	9K	9K	9K	12K
6K	9K	9K	9K	18K
6K	9K	9K	9K	24K
6K	9K	9K	12K	12K
6K	9K	9K	12K	18K
6K	9K	9K	12K	24K

5 ZONES				
6K	9K	9K	18K	18K
6K	9K	9K	18K	24K
6K	9K	12K	12K	12K
6K	9K	12K	12K	18K
6K	9K	12K	12K	24K
6K	9K	12K	18K	18K
6K	9K	12K	18K	24K
6K	9K	18K	18K	18K
6K	12K	12K	12K	12K
6K	12K	12K	12K	18K
6K	12K	12K	12K	24K
6K	12K	12K	18K	18K
6K	12K	18K	18K	18K
9K	9K	9K	9K	9K
9K	9K	9K	9K	12K
9K	9K	9K	9K	18K
9K	9K	9K	9K	24K
9K	9K	9K	12K	12K
9K	9K	9K	12K	18K
9K	9K	9K	12K	24K
9K	9K	9K	18K	18K
9K	9K	9K	18K	24K
9K	9K	12K	12K	12K
9K	9K	12K	12K	18K
9K	9K	12K	12K	24K
9K	9K	12K	18K	18K
9K	9K	12K	18K	24K
9K	9K	18K	18K	18K
9K	12K	12K	12K	12K
9K	12K	12K	12K	18K
9K	12K	12K	12K	24K
9K	12K	12K	18K	18K
12K	12K	12K	12K	12K
12K	12K	12K	12K	18K
12K	12K	12K	12K	24K
12K	12K	12K	18K	18K

6 ZONES					
6K	6K	6K	6K	6K	6K
6K	6K	6K	6K	6K	9K
6K	6K	6K	6K	6K	12K
6K	6K	6K	6K	6K	18K
6K	6K	6K	6K	6K	24K
6K	6K	6K	6K	9K	9K
6K	6K	6K	6K	9K	12K
6K	6K	6K	6K	9K	18K
6K	6K	6K	6K	9K	24K
6K	6K	6K	6K	12K	12K
6K	6K	6K	6K	12K	18K
6K	6K	6K	6K	12K	24K
6K	6K	6K	9K	9K	9K
6K	6K	6K	9K	9K	12K
6K	6K	6K	9K	9K	18K
6K	6K	6K	9K	9K	24K
6K	6K	6K	9K	12K	12K
6K	6K	6K	9K	12K	18K
6K	6K	6K	9K	12K	24K
6K	6K	6K	12K	12K	12K
6K	6K	6K	12K	12K	18K
6K	6K	6K	12K	12K	24K
6K	6K	9K	9K	9K	9K
6K	6K	9K	9K	9K	12K
6K	6K	9K	9K	9K	18K
6K	6K	9K	9K	9K	24K
6K	6K	9K	9K	12K	12K
6K	6K	9K	9K	12K	18K
6K	6K	9K	9K	12K	24K
6K	6K	9K	12K	12K	12K
6K	6K	9K	12K	12K	18K

6 ZONES					
6K	6K	9K	12K	12K	24K
6K	6K	12K	12K	12K	12K
6K	6K	12K	12K	12K	18K
6K	6K	12K	12K	12K	24K
6K	9K	9K	9K	9K	9K
6K	9K	9K	9K	9K	12K
6K	9K	9K	9K	9K	18K
6K	9K	9K	9K	9K	24K
6K	9K	9K	9K	12K	12K
6K	9K	9K	9K	12K	18K
6K	9K	9K	9K	12K	24K
6K	9K	9K	12K	12K	12K
6K	9K	9K	12K	12K	18K
6K	9K	9K	12K	12K	24K
6K	9K	12K	12K	12K	12K
6K	9K	12K	12K	12K	18K
6K	12K	12K	12K	12K	12K
6K	12K	12K	12K	12K	18K
9K	9K	9K	9K	9K	9K
9K	9K	9K	9K	9K	12K
9K	9K	9K	9K	9K	18K
9K	9K	9K	9K	9K	24K
9K	9K	9K	9K	12K	12K
9K	9K	9K	9K	12K	18K
9K	9K	9K	9K	12K	24K
9K	9K	9K	12K	12K	12K
9K	9K	9K	12K	12K	18K
9K	9K	12K	12K	12K	12K
9K	9K	12K	12K	12K	18K
9K	12K	12K	12K	12K	12K
12K	12K	12K	12K	12K	12K

*Note: Units marked in RED can be either a Multi-position Air Handler or other Indoor unit type.

Cooper&Hunter

© 01.2025 All rights reserved

MONOBLOCK

HOTELS | MOTELS | ASSISTED LIVING FACILITIES | CLINICS | OFFICES | CLASSROOMS

PTAC

Packaged Terminal Air Conditioner Heat Pump

UP TO 11.4 EER2
9K, 12K, 15K Btu/h

- Auto Restart
- Fresh Air Ventilation
- Auto Defrost
- LED Display
- Digital Temperature Control
- Smart Kit Built iln
- Constant Fan Function

SMART KIT BUILT IN

(See Accessories PG 64)

Customer Model			CH-PTW-09HPGF	CH-PTW-12HPGF	CH-PTW-HE15HP
Power Supply		V-Ph-Hz	208/230,1, 60	208/230,1, 60	208/230,1, 60
Cooling	Rated Capacity	Btu/h	9,300/9,200	12,000/11,800	14,700/14,500
	Input	W	820/810	1,040/1,020	1,390/1,370
	Current	A	4.2/4.6	5.3/5.8	6.5/7.4
	EER2		11.4	10.5	10.6
Heating (PTC)	Capacity	Btu/h	10,900/8,900	10,900/8,900	10,900/8,900
	Input(Heater)	W	3,500/2,897	3,500/2,897	3,500/2,897
	Current	A	15.3/13.7	15.3/13.7	15.3/13.7
Heating (Heat pump)	Capacity	Btu/h	8,100/7,900	10,800/10,500	13,500/13,200
	Input	W	720/690	890/850	1,170/1,120
	Current	A	3.9/4.3	5.0/5.3	6.0/6.4
	COP	W/W	3.4	3.2	3.2
Indoor Air Flow (Hi/Lo)		CMF	362.9/300	438/344	416/330
Indoor Noise Level (Hi/Lo)		dB(A)	50/49.5	52/51.5	53/52.5
Outdoor Noise Level (Hi)		dB(A)	64	67	67
Refrigerant Type		Refrigerant type	R32	R32	R32
		oz	15.17	26.81	31.75
Design Presure (Lo/Hi)		psi	300/580	300/580	300/580
OperationTemp	Indoor (Cooling/Heating)	°F	62°F-90°F/32°F-80°F	62°F-90°F/32°F-80°F	62°F-90°F/32°F-80°F
	Outdoor (Cooling/Heating)	°F	64°F-109°F/23°F-76°F	64°F-109°F/23°F-76°F	64°F-109°F/23°F-76°F
Dimension (WxDxH)		in	42x21x16	42x21x16	42x21x16
Packing (WxDxH)		in	44.5x25x19.3	44.5x25x19.3	44.5x25x19.3
Net/Gross Weight		lbs	99.2/108	110.2/119	113.5/122

CONTROL OPTIONS
- Smart Kit ready with Downloadable C&H Remote app
- Remote Control included

R32

PTAC Components



PTAC Optional Accessories

- **Foldable Wall Sleeve**
- **Architectural Grille**

PTAC Controls *Choose which control option works for you**

PTAC Control Display

Remote Control Optional

*Compatible with any Universal 24V Wall Thermostat

C&H App
for Smart Devices

(See Accessories PG 64)

ACCESSORIES

Our bundled installation kit offers ease and convenience for HVAC technicians while providing a long-lasting, quality product that customers will not have to replace.

Installation Kit includes one of each: 16ft Pre-Flared and Insulated Copper Line Set, 16ft Communication Wires between Indoor and Outdoor unit, Small Accessories and a 16ft Drainage Extension.

- 99.9% Copper (ASTM B-280)
- Pre-insulated (ASTM D154)
- UV & UV-C Protected
- Pre-flared

Smart KIT

The Cooper&Hunter Smart Kit includes an Easy-to-Install USB adapter that connects inside the unit to enable wireless remote control function for Wall Mounted Mini Split Units. In addition, when used with the downloadable C&H Remote App, the units can be controlled with any smart device from any location. The Smart Kit is compatible with the Astoria, Olivia, Olivia Midnight and Mia indoor units.

Remote Control Devices

This newly designed remote control is specifically utilized with the PTAC Units. The LCD screen will display basic functions on this controller including Mode, Temperature Control, Timer, and Fan Speed. A small sensor located on the back of the control will read the room temperature and adjust the settings accordingly.

PTAC Remote Control

Our newest Remote Control has the capability of operating most of the Cooper&Hunter indoor Mini Splits in both, Single and Multi-Zones. Its advanced technology allows for additional functions, such as Eco Mode, Breeze Away, Self Cleaning Mode, Sleep Mode, Follow Me Mode, Turbo and Lock mode. Functions to control horizontal and vertical the swing of louvers is also included in this Remote.

C&H Universal Control

Smart Wired Thermostat

In addition to the features offered in the wired thermostat, the feature that sets the new 12V wall thermostat apart from the previous models is its ability to connect to the internet and provide compatible units with remote connectivity through the Cooper&Hunter App, allowing you to control your air conditioning your smartphone or tablet, wherever you are.

120N

Auxiliary Heater

The Auxiliary Heater is an optional device that is purchased separately as a back-up heating option for indoor units in case of an emergency or when the primary heating system is not working. The optional auxiliary heater has allows for the AHU unit to be used as a Heater or Heater+Heat Pump and is available in 5kW, 10kW, 15kW, and 20 kW models.

AHU
CH-NREH05KW
CH-NREH10KW
CH-NREH15KW
CH-NREH20KW

PEAQ
CH-PQEH05KW
CH-PQEH10KW
CH-PQEH15KW
CH-PQEH20KW

12' Mini Split Line Set Cover Kit

The 3" and 4" Line Set Cover Kit is designed to protect and hide mini split refrigerant lines. This material is lightweight and weatherproof, yer ultra durable and easy to install and can be installed over existing pre-installed pipes.
Cover Kit includes:
- 1 x 120° flat swivel elbow
- 4 x straight ducts
- 3 x couplers
- 1 x end fitting
- 1 x 90° elbow
- 1 x wall inlet

CH-3LNSC12 | CH-4LNSC12

Outdoor Wall Mounting Bracket

Mount your outdoor condenser on the wall to protect it from severe weather conditions like heavy snow or flooding.
- Maximum weight load: 441 lbs.
- Weather-proof powder-coated surface
- Includes installation bolts and rubber anti-vibration pads

CH-H22

PTAC Sleeve & Grille

The standard size (41" 7/8 x 16" 3/8 x 14" 3/4) PTAC Foldable Metal Wall Sleeve is designed especially for Cooper&Hunter PTACs. This wall sleeve is insulated for thermal efficiency and noise reduction. Its white powder coating matches C&H's PTAC units and is made of galvanized zinc coated steel for exceptional durability. Condensate Drain Kit is included.

AB-PTSLV

Keep your PTAC unit running efficiently with the Cooper&Hunter Exterior Architectural Grille, protecting the coils at the back of your PTAC unit to help maintain proper air flow into and out of the unit.



AB-PTGRL

Ceiling Cassette Panel

The 4-Way Mini Split Ceiling Cassette Front Display Panel may be used to operate the unit if the remote control has been misplaced or inoperable.

CH-NPNL09-18CT

Grill	in	16.5x16.5x0.78
Panel Dimension (WxDxH)	in	25.47x25.47x1.97

CH-NPNL24-48CT

Grill	in	24.49x24.49x1
Panel Dimension (WxDxH)	in	37.4x37.4x2.17

AHRI CERTIFICATION

AHRI Certified Reference Number	Outdoor Unit Model Number	Indoor Model Number(s)
215864254	CH-R18MES-230VO	
215864255	CH-R18MES-230VO	
215864256	CH-R18MES-230VO	
215864257	CH-R28MES-230VO	
215864258	CH-R28MES-230VO	
215864259	CH-R28MES-230VO	
215864260	CH-R36MES-230VO	
215864261	CH-R36MES-230VO	
215864262	CH-R36MES-230VO	
215864263	CH-R48MES-230VO	
215864264	CH-R48MES-230VO	
215864265	CH-R48MES-230VO	
215864269	CH-RVHP19M-230VO	
215864270	CH-HVPR19M-230VO	
215864271	CH-HVPR19M-230VO	
215864272	CH-HVPR28M-230VO	
215864273	CH-HVPR28M-230VO	
215864274	CH-HVPR28M-230VO	
215864275	CH-HVPR36M-230VO	
215864276	CH-HVPR36M-230VO	
215864277	CH-HVPR36M-230VO	
215864278	CH-HVPR48M-230VO	
215864279	CH-HVPR48M-230VO	
215864280	CH-HVPR48M-230VO	
215864266	CH-R60MES-230VO	
215864267	CH-R60MES-230VO	
215864268	CH-R60MES-230VO	
215864281	CH-RVHP55M-230VO	
215864282	CH-RVHP55M-230VO	
215864283	CH-RVHP55M-230VO	
215864266	CH-R60MES-230VO	
215864267	CH-R60MES-230VO	
215864268	CH-R60MES-230VO	
215864144	CH-RES06-115VO	CH-R06OLVWM-115VI
215864145	CH-RES09-115VO	CH-R09OLVWM-115VI
215864157	CH-RES09-115VO	CH-RB09OLVWM-115VI
215864147	CH-RES09-230VO	CH-R09MOLVWM-230VI
215864159	CH-RES09-230VO	CH-RB09MOLVWM-230VI
215864168	CH-RES09-230VO	CH-PRO09MASTWM-230VI
215864184	CH-RES09-230VO	CH-RH09MASTWM-230VI
215864194	CH-RES09-230VO	CH-RSH09-12MCT
215864206	CH-RES09-230VO	CH-RH09MCT
215864223	CH-RES09-230VO	CH-RS09MDT-MS
215864225	CH-RES09-230VO	CH-RS06-12MDT- MS
215864248	CH-RES09-230VO	CH-RSH06-12MCT1W
215864235	CH-RES09-230VO	CH-RSH09MMC
215864146	CH-RES12-115VO	CH-R12OLVWM-115VI
215864158	CH-RES12-115VO	CH-RB12OLVWM-115VI
215864148	CH-RES12-230VO	CH-R12MOLVWM-230VI
215864160	CH-RES12-230VO	CH-RB12MOLVWM-230VI
215864169	CH-RES12-230VO	CH-PRO12MASTWM-230VI
215864185	CH-RES12-230VO	CH-RH12MASTWM-230VI
215864195	CH-RES12-230VO	CH-RSH09-12MCT
215864207	CH-RES12-230VO	CH-RH12MCT
215864224	CH-RES12-230VO	CH-RS12MDT-MS
215864226	CH-RES12-230VO	CH-RS06-12MDT- MS
215864249	CH-RES12-230VO	CH-RSH06-12MCT1W
215864236	CH-RES12-230VO	CH-RSH12MMC
215864149	CH-RES18-230VO	CH-R18MOLVWM-230VI
215864161	CH-RES18-230VO	CH-RB18MOLVWM-230VI
215864170	CH-RES18-230VO	CH-PRO18MASTWM-230VI
215864186	CH-RES18-230VO	CH-RH18MASTWM-230VI
215864196	CH-RES18-230VO	CH-RSH18MCT
215864208	CH-RES18-230VO	CH-RH18MCT
215864227	CH-RES18-230VO	CH-RS18MDT-MS
215864250	CH-RES18-230VO	CH-RSH18MCT1W
215864237	CH-RES18-230VO	CH-RSH16MMC
215864238	CH-RES18-230VO	CH-RSH18MFC
215864150	CH-RES24-230VO	CH-R24MOLVWM-230VI
215864162	CH-RES24-230VO	CH-RB24MOLVWM-230VI
215864171	CH-RES24-230VO	CH-PRO24MASTWM-230VI

AHRI Certified Reference Number	Outdoor Unit Model Number	Indoor Model Number(s)
215864187	CH-RES24-230VO	CH-RH24MASTWM-230VI
215864197	CH-RES24-230VO	CH-RSH24MCT
215864209	CH-RES24-230VO	CH-RH24MCT
215864228	CH-RES24-230VO	CH-RS24MDT-HS
212528018	CH-HPR35-230VO	CH-35HASTWM-230V
215864239	CH-RES24-230VO	CH-RSH24MFC
215864151	CH-RHP06F9-230VO	CH-R06MOLVWM-230VI
215864163	CH-RHP06F9-230VO	CH-RB06MOLVWM-230VI
215864172	CH-RHP06F9-230VO	CH-PRO06MASTWM-230VI
215864178	CH-RHP06F9-230VO	CH-RH06MASTWM-230VI
215864212	CH-RHP06F9-230VO	CH-RS06MDT-MS
215864215	CH-RHP06F9-230VO	CH-RS06-12MDT- MS
215864251	CH-RHP06F9-230VO	CH-RSH06-12MCT1W
215864152	CH-RHP09-230VO	CH-R09MOLVWM-230VI
215864164	CH-RHP09-230VO	CH-RB09MOLVWM-230VI
215864173	CH-N48LCU-230VO	CH-48AHU
208141208	CH-NHPR48LCU-230VO	CH-48AHU
205263864	CH-HYP48LCUO	CH-48LCDTU/I
207742342	CH-N48LCU-230VO	CH-48LCDTU/I
207742350	CH-NHPR48LCU-230VO	CH-48LCDTU/I
205263865	CH-HYP48LCUO	CH-48LCFC/I
207742343	CH-N48LCU-230VO	CH-48LCFC/I
207742351	CH-NHPR48LCU-230VO	CH-48LCFC/I
208141206	CH-N60LCU-230VO	CH-60AHU
211246029	CH-NHPR60LCU-230VO	CH-60AHU
207742344	CH-N60LCU-230VO	CH-60LCDTU/I
210665987	CH-HPR06F9-230VO	CH-B06MOLVWM-230VI
210665988	CH-ES09-230VO	CH-B09MOLVWM-230VI
210665992	CH-HPR09-230VO	CH-B09MOLVWM-230VI
210665985	CH-ES09-115VO	CH-B09OLVWM-115VI
210665989	CH-ES12-230VO	CH-B12MOLVWM-230VI
210665993	CH-HPR12-230VO	CH-B12MOLVWM-230VI
210665986	CH-ES12-115VO	CH-B12OLVWM-115VI
210665990	CH-ES18-230VO	CH-B18MOLVWM-230VI
210665994	CH-HPR18-230VO	CH-B18MOLVWM-230VI
210665991	CH-ES24-230VO	CH-B24MOLVWM-230VI
210665995	CH-HPR24-230VO	CH-B24MOLVWM-230VI
215864173	CH-RHP09-230VO	CH-PRO09MASTWM-230VI
215864179	CH-RHP09-230VO	CH-RH09MASTWM-230VI
215864188	CH-RHP09-230VO	CH-RSH09-12MCT
215864200	CH-RHP09-230VO	CH-RH09MCT
215864213	CH-RHP09-230VO	CH-RS09MDT-MS
215864216	CH-RHP09-230VO	CH-RS06-12MDT- MS
215864252	CH-RHP09-230VO	CH-RSH06-12MCT1W
215864232	CH-RHP09-230VO	CH-RSH09MMC
215864153	CH-RHP12-230VO	CH-R12MOLVWM-230VI
215864165	CH-RHP12-230VO	CH-RB12MOLVWM-230VI
215864174	CH-RHP12-230VO	CH-PRO12MASTWM-230VI
215864180	CH-RHP12-230VO	CH-RH12MASTWM-230VI
215864189	CH-RHP12-230VO	CH-RSH09-12MCT
215864201	CH-RHP12-230VO	CH-RH12MCT
215864214	CH-RHP12-230VO	CH-RS12MDT-MS
215864217	CH-RHP12-230VO	CH-RS06-12MDT- MS
215864253	CH-RHP12-230VO	CH-RSH06-12MCT1W
215864233	CH-RHP12-230VO	CH-RSH12MMC
215864154	CH-RHP18-230VO	CH-R18MOLVWM-230VI
215864166	CH-RHP18-230VO	CH-RB18MOLVWM-230VI
215864175	CH-RHP18-230VO	CH-PRO18MASTWM-230VI
215864181	CH-RHP18-230VO	CH-RH18MASTWM-230VI
215864190	CH-RHP18-230VO	CH-RSH18MCT
215864202	CH-RHP18-230VO	CH-RH18MCT
215864218	CH-RHP18-230VO	CH-RS18MDT-MS
215864243	CH-RHP18-230VO	CH-RSH18MFC
215864234	CH-RHP18-230VO	CH-RSH16MMC
215864155	CH-RHP24-230VO	CH-R24MOLVWM-230VI
215864167	CH-RHP24-230VO	CH-RB24MOLVWM-230VI
215864176	CH-RHP24-230VO	CH-PRO24MASTWM-230VI
215864182	CH-RHP24-230VO	CH-RH24MASTWM-230VI
215864191	CH-RHP24-230VO	CH-RSH24MCT
215864203	CH-RHP24-230VO	CH-RH24MCT
215864219	CH-RHP24-230VO	CH-RS24MDT-HS

AHRI Certified Reference Number	Outdoor Unit Model Number	Indoor Model Number(s)
215864244	CH-RHP24-230VO	CH-RSH24MFC
215864156	CH-RHP35-230VO	CH-R33HOLVWM-230VI
215864177	CH-RHP35-230VO	CH-PRO33HASTWM-230VI
215864183	CH-RHP35-230VO	CH-RH33HASTWM-230VI
215864192	CH-RHP36LCU-230VO	CH-RSH36LCCT
215864204	CH-RHP36LCU-230VO	CH-RH36LCCT
215864220	CH-RHP36LCU-230VO	CH-RS36LCDT-HS
215864245	CH-RHP36LCU-230VO	CH-RSH36LCFC
215864193	CH-RHP48LCU-230VO	CH-RSH48LCCT
215864205	CH-RHP48LCU-230VO	CH-RH48LCCT
215864221	CH-RHP48LCU-230VO	CH-RS48LCDT-HS
215864246	CH-RHP48LCU-230VO	CH-RSH48LCFC
215864222	CH-RHP60LCU-230VO	CH-RS60LCDT-HS
215864247	CH-RHP60LCU-230VO	CH-RSH60LCFC
215864269	CH-RVHP19M-230VO	CH-PRO06MASTWM-230VI
215864270	CH-RVHP19M-230VO	CH-RS06MDT-MS
215864271	CH-RVHP19M-230VO	CH-RS06MDT-MS
215864272	CH-RVHP28M-230VO	CH-PRO06MASTWM-230VI
215864273	CH-RVHP28M-230VO	CH-RS06MDT-MS
215864274	CH-RVHP28M-230VO	CH-RS06MDT-MS
215864275	CH-RVHP36M-230VO	CH-PRO06MASTWM-230VI
215864276	CH-RVHP36M-230VO	CH-RS06MDT-MS
215864277	CH-RVHP36M-230VO	CH-RS06MDT-MS
215864278	CH-RVHP48M-230VO	CH-PRO09MASTWM-230VI
215864279	CH-RVHP48M-230VO	CH-RS09MDT-MS
215864280	CH-RVHP48M-230VO	CH-RS09MDT-MS
215864281	CH-RVHP55M-230VO	CH-PRO06MASTWM-230VI
215864282	CH-RVHP55M-230VO	CH-RS06MDT-MS
215864283	CH-RVHP55M-230VO	CH-RS06MDT-MS
215864120	CH-PQ18-230VO	CH-PQ18AHU
215864121	CH-PQ24-230VO	CH-PQ24AHU
215864122	CH-PQ33-230VO	CH-PQ33AHU
215864123	CH-PQ36-230VO	CH-PQ36AHU
215864125	CH-PQ55-230VO	CH-PQ55AHU
215864284	CH-R36LCU-230VO	CH-RS36LCAHU
215864134	CH-R48LCU-230VO	CH-RS48LCAHU
215864285	CH-R60LCU-230VO	CH-RS60LCAHU
215864133	CH-REL30-230VO	CH-RS30MAHU
215864131	CH-RES18-230VO	CH-RS18MAHU
215864132	CH-RES24-230VO	CH-RS24MAHU
215864126	CH-RHP18-230VO	CH-RS18MAHU
215864127	CH-RHP24-230VO	CH-RS24MAHU
215864128	CH-RHP36LCU-230VO	CH-RS36LCAHU
215864129	CH-RHP48LCU-230VO	CH-RS48LCAHU
215864130	CH-RHP60LCU-230VO	CH-RS60LCAHU

COOPER&HUNTER's
PRO-TECH DEALER PROGRAM

Cooper&Hunter introduces you to our NEW Pro-Tech Dealer Program 2025

available to HVAC contractors and technicians, and focuses on recognizing and promoting growth to our top members.

Stand out from your competition and earn exclusive benefits, including up to 3 additional years of Warranty for the Cooper&Hunter systems.

3 CATEGORIES YOU MAY QUALIFY FOR:

BRONZE	SILVER	GOLD
20 SYSTEMS* / YEAR	50 SYSTEMS* / YEAR	100 SYSTEMS* / YEAR

COOPER&HUNTER's
COMMERCIAL PRO-TECH PROGRAM

Benefits include:

- *Priority Customer Service Phone Line*
- *Preferred Locator placement on Cooper&Hunter's website*
- *Marketing Material and Co-branding*
- *Educational Material*
- *$500 Voucher for VRF Training by Cooper&Hunter Engineers*
- *Invitations to exclusive sponsorship events by Cooper&Hunter and partners*
- *Points earned to use on Cooper&Hunter's online store*
- *Travel expenses paid with invitation to Cooper&Hunter's annual HQ meeting*

Cooper&Hunter

MINI URBAN VRF SERIES

For questions on VRF Commercial Solutions, contact us at
vrf@cooperandhunter.us

Cooper & Hunter

WE CREATE EMOTIONS TOGETHER

cooperandhunter.us